

Southern California Conference

Churches Increased by Adding 20 or More Members Through Baptism or Profession of Faith 2023

Asian Pacific Region

Light Above SDA Church
Pasadena SDA Church

Greater L.A. Region

N/A

Hispanic Region

El Camino A Cristo Spanish SDA Church
Central Spanish SDA Church
El Rio Spanish SDA Church
Hollywood Spanish SDA Church
La Voz Sylmar Spanish SDA Church
San Fernando Spanish SDA Church
Spanish-American SDA Church
Van Nuys Spanish SDA Church
West Hollywood Spanish SDA Church

L.A. Metro Region

West Covina Hills SDA Church

West Region

N/A

Southern California Conference

Churches Increased by Adding 10 to 19 Members Through Baptism or Profession of Faith 2023

Asian Pacific Region

Central Filipino SDA Church
Chino Valley Chinese SDA Church
Los Angeles Tongan SDA Church

Greater L.A. Region

Bethel SDA Church
Fifty-Fourth Street SDA Church
Normandie Avenue SDA Church
Philadelphian SDA Church
University SDA Church

Hispanic Region

Baldwin Park Bilingual SDA Church
Bell Gardens Spanish SDA Company
Carson Spanish SDA Church
Ebenezer Spanish SDA Church
El Monte Spanish SDA Church
El Sereno Spanish SDA Church
Hawthorne Spanish SDA Company
Huntington Park Spanish Church
La Puente Spanish SDA Church
Lancaster Spanish SDA Church
Lincoln Heights Spanish SDA Church
Mid City Spanish SDA Church
Newhall Spanish SDA Company
Pasadena Spanish SDA Church
San Gabriel Valley Spanish Church
Shalom Spanish SDA Company

L.A. Metro Region

Temple City SDA Church

West Region

N/A

Southern California Conference

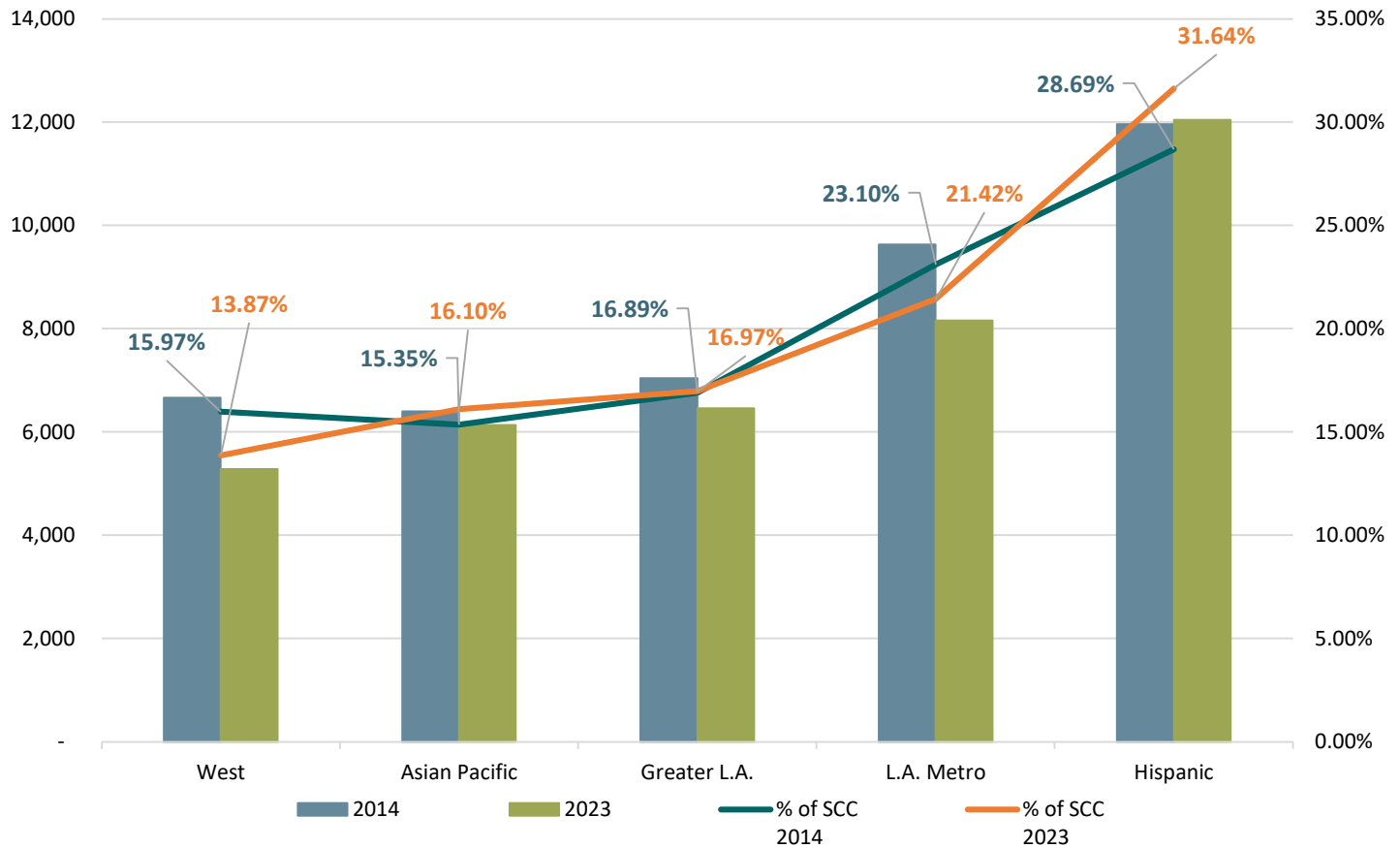
Churches Without Baptisms or Profession of Faiths 2014-2023

Region	2014	2015	2016	2017	2018	2019	2020	2021	2022	2023
Asian Pacific	L.A. Central Korean L.A. Thai Trinity Valley United Korean West L.A. Japanese Yorba Linda	Cent. Japanese Amer. Cerritos Korean Cres. Vly Filipino El Monte Vietnamese Hacienda Korean L.A. Thai Upper Room Valley United Korean W.L.A. Japanese	Cerritos Korean Glendale Korean L. A. Central Korean Upper Room Valley United Korean W.L.A. Japanese	Cres. Vly Filipino Gard. Japanese Amer. Glendale Korean Hacienda Korean L. A. Chinese Upper Room W.L.A. Japanese	Cent. Japanese Amer. El Monte Vietnamese Hacienda Korean L.A. Thai L. A. Tongan Upper Room W.L.A. Japanese	SGV Chinese Valley United Korean West L. A. Japanese	Central Filipino Cent. Japanese Amer. Compton-Samoan Cres. Vly Filipino Glendale Filipino Hacienda Korean Hollydale Community Light Above L. A. Chinese L.A. Thai Rosemead Korean SFV Filipino SGV Chinese	Complon-Samoan Hacienda Korean International L.A. Thai L.A. Tongan Rosemead Korean Trinity W.L.A. Japanese	Cent. Japanese Amer. Compton-Samoan Cres. Vly Filipino Gard. Japanese Amer. International L.A. Thai L.A. Tongan Pasadena Rosemead Korean Valley United Korean W.L.A. Japanese	Cent. Japanese Amer. Compton-Samoan Glendale Filipino Haven SDA Company Inter Valley Filipino L.A. Central Korean Rosemead Korean SGV Chinese Valley United Korean
Greater L.A.	Watts New Hope	Hidden Treasures Miramonte Boulevard	Compton Community Maranatha Miramonte Boulevard Smyrna Watts New Hope	Delaware Avenue Hidden Treasures Normandie Avenue Watts New Hope	Bethel Compton Community Ephesus Fifty-Fourth Street Hidden Treasures Normandie Avenue Tamarind Watts New Hope	Compton Community Ephesus Hidden Treasures Watts New Hope Normandie Avenue	Altadena Antelope Valley Berean Compton Community Fifty-Fourth Street Hidden Treasures Normandie Avenue University Watts New Hope	Antelope Valley Ephesus Hidden Treasures Maranatha Miramonte Blvd Watts New Hope Tamarind Avenue University	Antelope Valley Bethel Breath of Life Fifty-Fourth Street Hidden Treasures Normandie Ave Philadelphian Tamarind Ave Watts New Hope	Antelope Valley Compton Community Maranatha Tamarind Avenue Watts New Hope
Hispanic	San Gabriel Valley Sp	Pasadena Sp	LA Portuguese Santa Paula Sp Silver Lake Sp	Baldwin Park Bilingual La Amistad Sp Santa Barbara Sp South Gate Sp	Bell Gardens Sp Glassell Park Sp Los Angeles Portuguese Monrovia Sp Pasadean Sp Santa Paula Sp	Adonai E.L.A. Bilingual El Monte Sp Huntingron Park Sp Monrovia Sp Newbury Park Sp Santa Paula Sp	Bell Gardens E.L.A. Bilingual El Camino A Cristo El Monte Sp Glassell Park Sp Glendora Sp Lincoln Heights Sp L.A. Portuguese Panorama Sp Pomona Valley Sp Santa Barbara Sp Santa Paula Sp Shalom Sp	E.L.A. Bilingual El Monte Sp Glassell Park Sp L.A. Portuguese Lynwood Sp Monrovia Sp Paramount Sp Pasadena Sp Pico Rivera Bilingual Pomona Valley Sp Santa Barbara Sp Santa Paula Sp Temple City Sp	E.L.A. Bilingual Hawthorne Sp Lancaster Sp Monrovia Sp Santa Paula Sp	El-Shaddai Glassell Park Sp L.A. Portuguese Monrovia Sp Santa Paula Sp
L.A. Metro	German-American L.A. Central City Redondo Beach SP Yugoslovian Sunland-Tujunga	Bellflower-Lakewood El Monte German-American Pomona Redondo Beach SP Yugoslovian Temple City	Alhambra Eagle Rock Pomona Rolling Hills SP Yugoslovian Sunland-Tujunga	Comm. Adv. Fellow. El Monte German-American Living Hope Russian-American SP Yugoslovian Sunland-Tujunga	Bellflower-Lakewood Comm. Adv. Fellow. El Monte Gard. Gen. Comm. Journey Living Hope Rolling Hills SP Yugoslovian	Comm. Adv. Fellow. German-American Living Hope SP Yugoslovian Vallejo Drive	Alhambra Comm. Adv. Fellow. El Monte German-American Hawthorne Living Hope Long Beach North Hills Russian-American SP Yugoslovian South Bay Sunland-Tujunga Temple City	Comm. Adv. Fellow. El Monte Gard. Gen. Comm. German-American Glendale City Journey Long Beach Rolling Hills SP Yugoslovian South Bay Sunland-Tujunga	All Nations Comm. Adv. Fellow. El Monte Gard. Gen. Comm. Gard. Gen. Comm. German-American Living Hope Rolling Hills SP Yugoslovian Sunland Tujunga Whittier	Comm. Adv. Fellow. Gard. Gen. Comm. German-American Journey SP Yugoslovian South Bay Sunland-Tujunga
West	Culver City Hollywood Moorpark Community Ojai Oxnard All Nations Ridgecrest Sylmar	Moorpark Community	Burbank Mojave Moorpark Community Northridge Oxnard All Nations Santa Clarita Tehachapi	Moorpark Community Santa Barbara Tehachapi	Lake of the Woods Ojai Ridgecrest Santa Monica	Burbank Santa Barbara	Burbank Culver City High Desert Lake of the Woods Ojai Valley Oxnard All Nations Santa Monica Tehachapi	Burbank Culver City High Desert Hollywood Lake of the Woods Ojai Valley Santa Monica Thousand Oaks	Burbank Canoga Park Culver City Lake of the Woods Santa Barbara Santa Monica Tehachapi Thousand Oaks	Burbank Lake of the Woods Ojai Valley Simi Valley Sylmar Tehachapi The Place
TOTAL	20	21	27	25	33	22	57	48	43	33

Southern California Conference

Membership Distribution by Region, Ten-Year Term

2014 to 2023

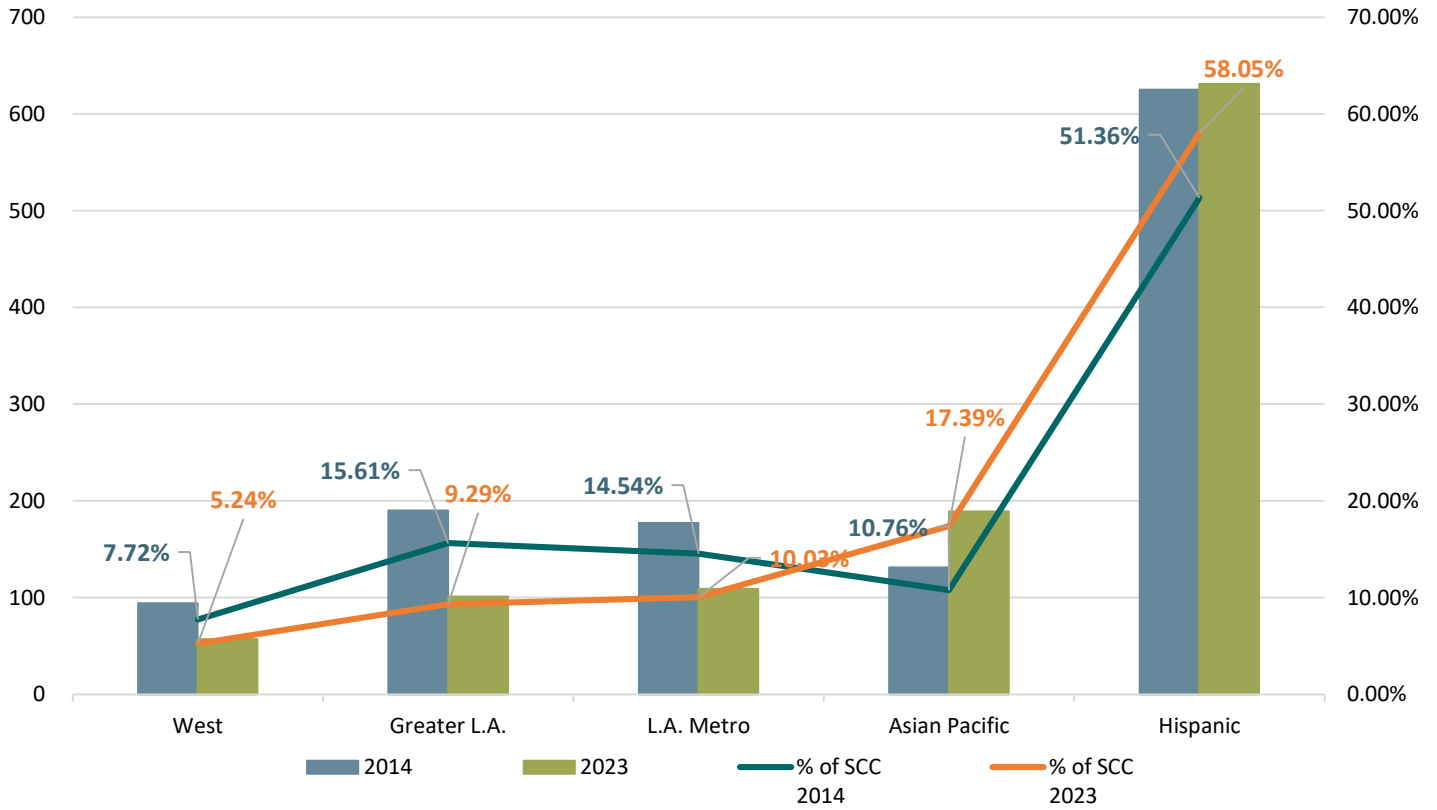


	% of SCC		% of SCC		Inc/Dec
	2014	2014	2023	2023	
West	6,659	15.97%	5,281	13.87%	1378
Asian Pacific	6,399	15.35%	6,130	16.10%	269
Greater L.A.	7,041	16.89%	6,460	16.97%	581
L.A. Metro	9,631	23.10%	8,157	21.42%	1474
Hispanic	11,961	28.69%	12,045	31.64%	84
Totals	41,691	100.00%	38,073	100.00%	3618

Southern California Conference

Baptism and Profession of Faith Distribution by Region, Ten-Year Term

2014 to 2023

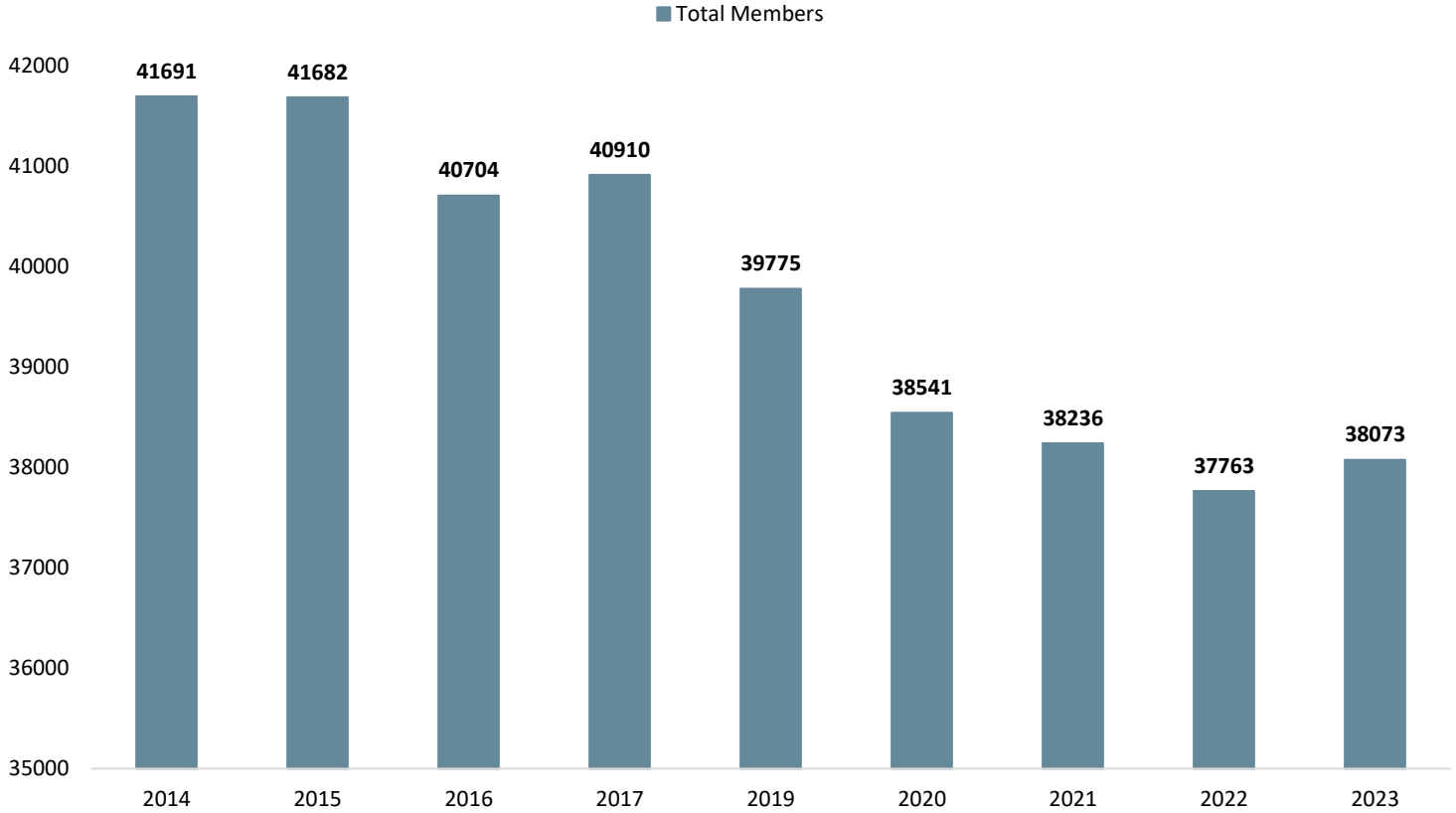


	2014	% of SCC 2014	2023	% of SCC 2023	Inc/Dec
West	94	7.72%	57	5.24%	37
Greater L.A.	190	15.61%	101	9.29%	89
L.A. Metro	177	14.54%	109	10.03%	68
Asian Pacific	131	10.76%	189	17.39%	58
Hispanic	625	51.36%	631	58.05%	6
Totals	1,217	100.00%	1,087	100.00%	130

Southern California Conference

Total Membership, Ten-Year Term

2014 to 2023



Average Membership

39,774

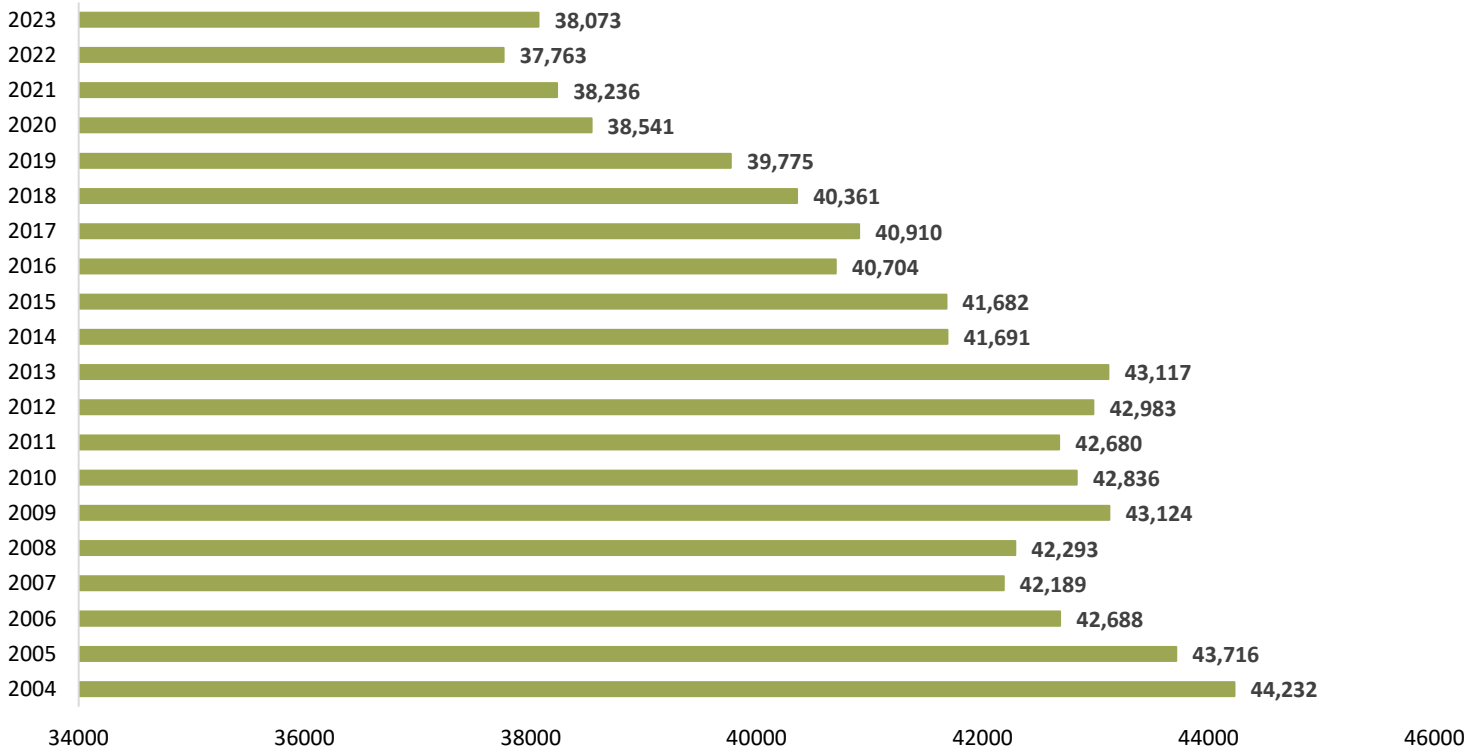
Year	2014	2015	2016	2017	2018	2019	2020	2021	2022	2023
Total Members	41691	41682	40704	40910	40361	39775	38541	38236	37763	38073

Southern California Conference

Membership, Twenty-Year Term

2004 to 2023

■ Total Members



Average Membership

41,380

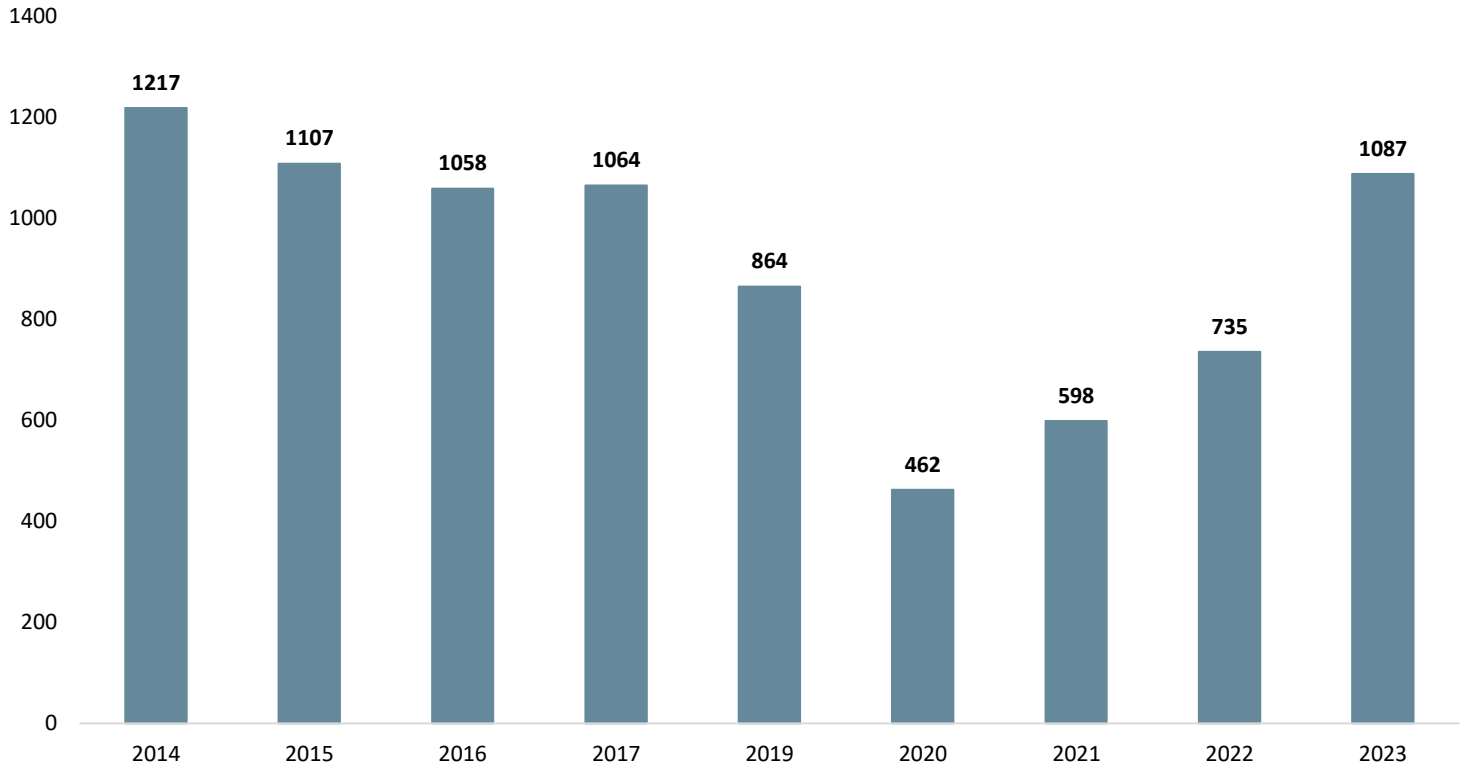
Year	2004	2005	2006	2007	2008	2009	2010	2011	2012	2013	2014	2015	2016	2017	2018	2019	2020	2021	2022	2023
Total Members	44232	43716	42688	42189	42293	43124	42836	42680	42983	43117	41691	41682	40704	40910	40361	39775	38541	38236	37763	38073

Southern California Conference

Baptisms and Professions of Faith, Ten-Year Term

2014 to 2023

■ Baptisms & POF



Total
9,298

Average Per Year
930

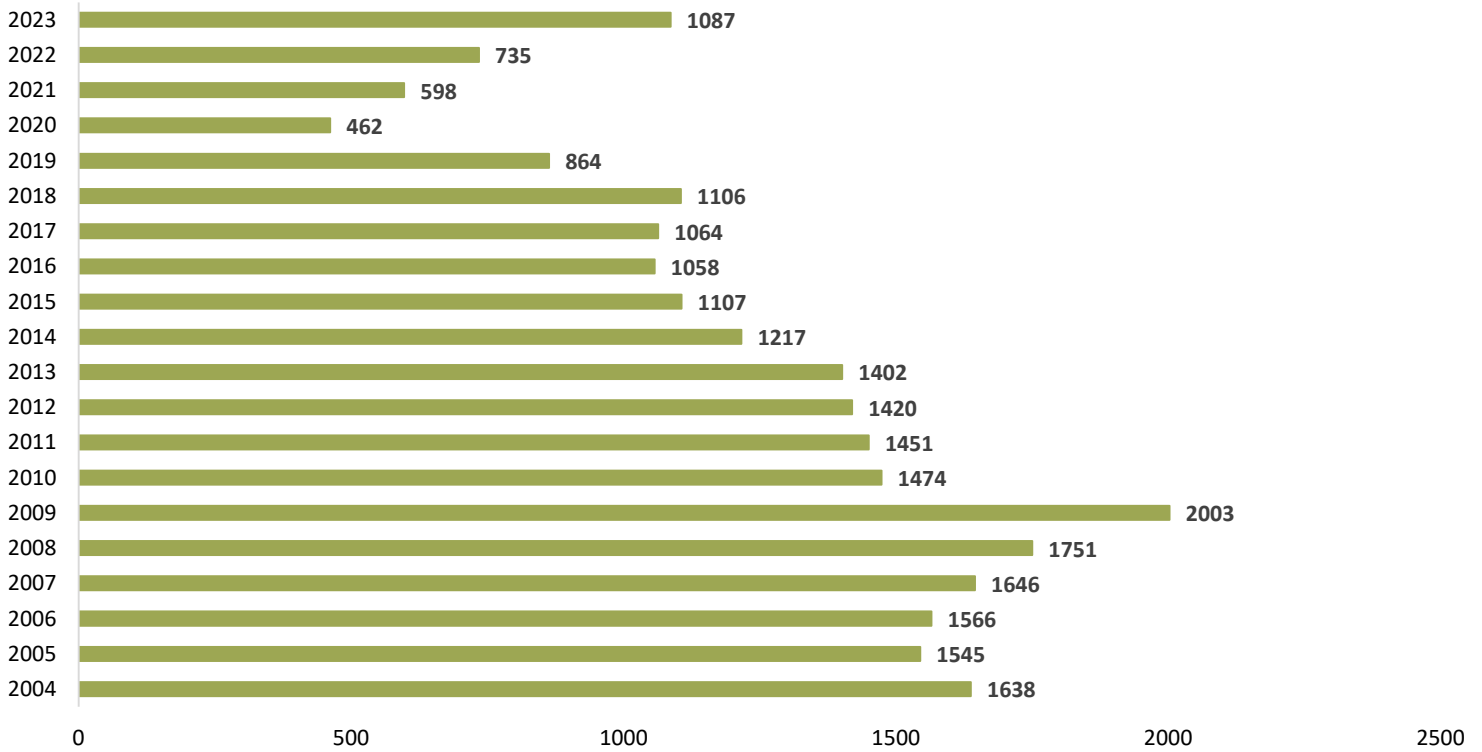
Year	2014	2015	2016	2017	2018	2019	2020	2021	2022	2023
Baptisms & POF	1217	1107	1058	1064	1106	864	462	598	735	1087

Southern California Conference

Baptisms and Professions of Faith, Twenty-Year Term

2004 to 2023

■ Baptisms & POF



Total
25,194

Average Per Year
1,260

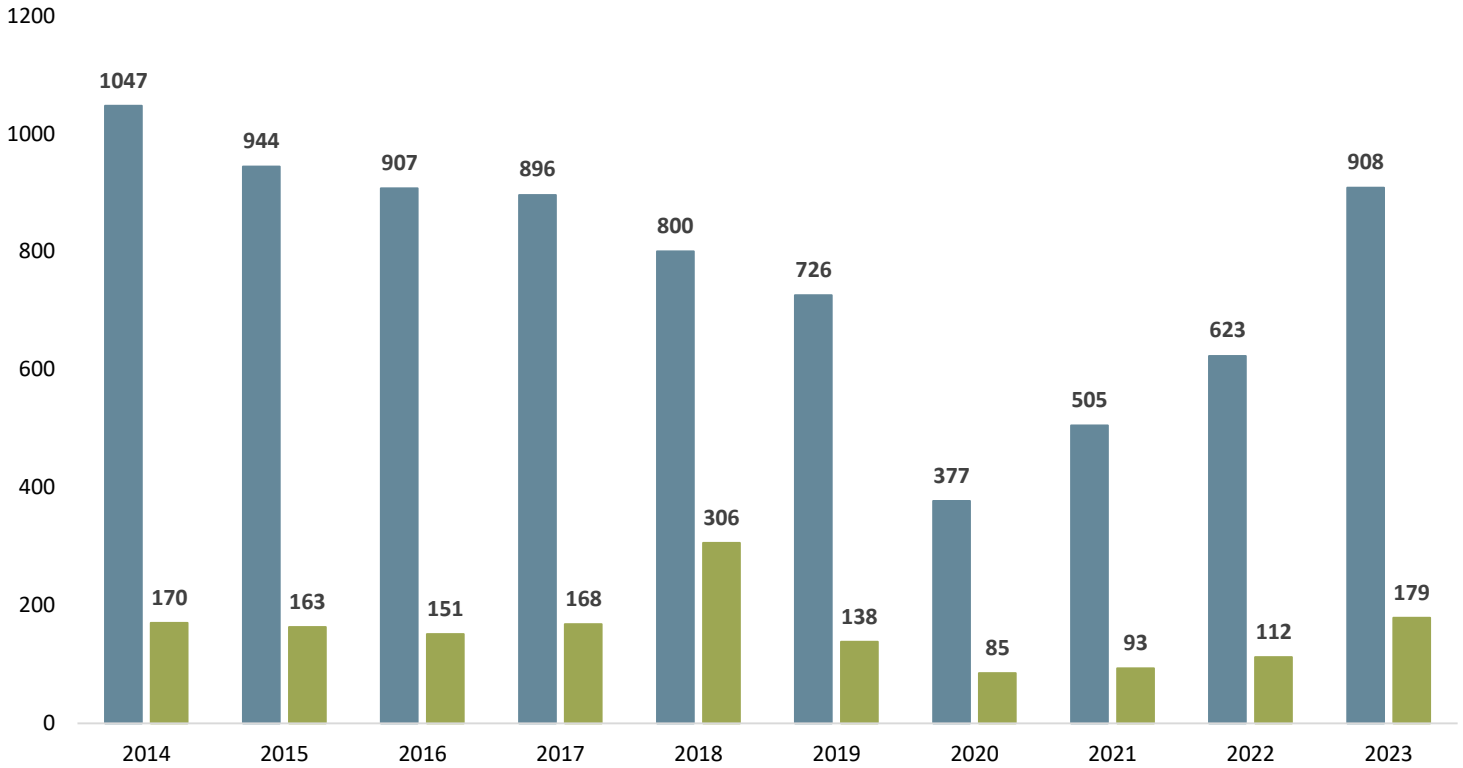
Year	2004	2005	2006	2007	2008	2009	2010	2011	2012	2013	2014	2015	2016	2017	2018	2019	2020	2021	2022	2023
Baptisms & POF	1638	1545	1566	1646	1751	2003	1474	1451	1420	1402	1217	1107	1058	1064	1106	864	462	598	735	1087

Southern California Conference

Comparison Between Baptisms and Professions of Faith, Ten-Year Term

2014 to 2023

■ Baptism ■ POF



Total Baptisms
7,733

Average Baptisms Per Year
773

Total Professions of Faith
1,565

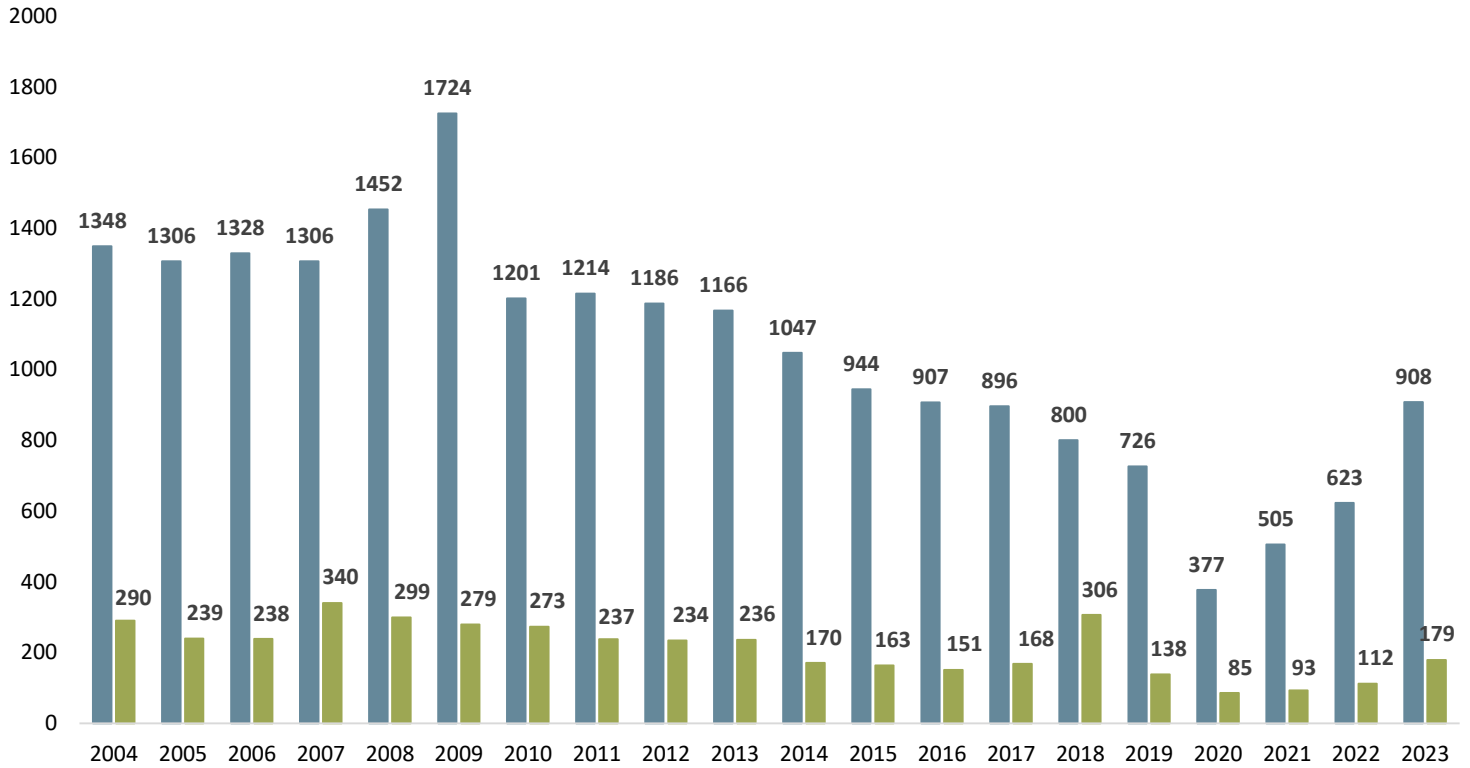
Average Professions of Faith Per Year
157

Southern California Conference

Comparison Between Baptisms and Professions of Faith, Twenty-Year Term

2004 to 2023

■ Baptisms ■ POF



Total Baptisms

20,964

Average Baptisms Per Year

1,048

Total Professions of Faith

4,230

Average Professions of Faith Per Year

212

Southern California Conference

Baptisms and Professions of Faith by Quarter, Twenty-Year Term

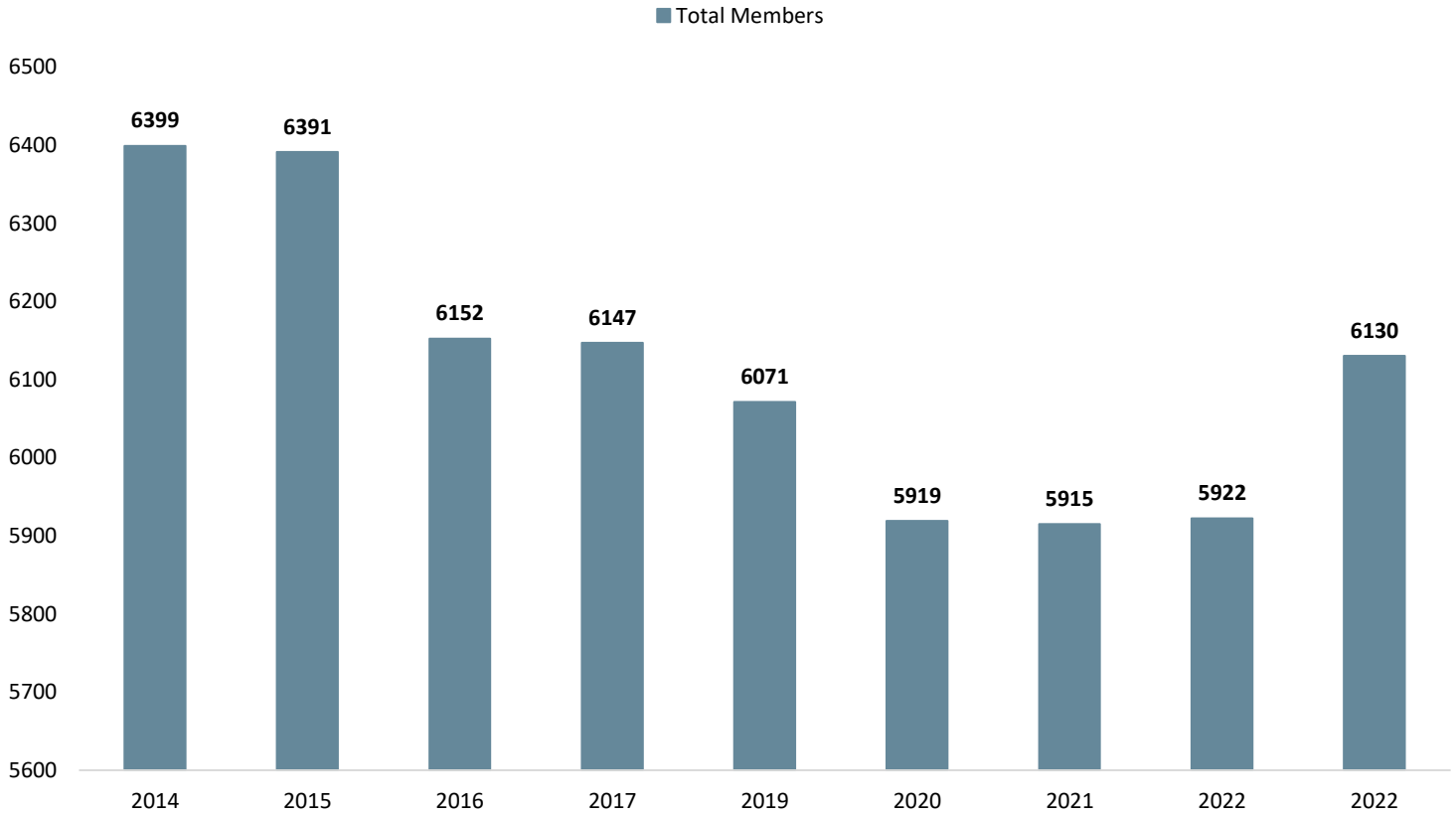
2004 to 2023

YEAR	Q1 Baptism	Q1 POF	Q2 Baptism	Q2 POF	Q3 Baptism	Q3 POF	Q4 Baptism	Q4 POF	TOTAL
2004	280	93	347	50	399	67	322	80	1,638
2005	134	54	309	50	394	56	469	79	1,545
2006	243	59	330	28	325	60	430	91	1,566
2007	230	120	332	71	267	47	477	102	1,646
2008	243	42	380	122	378	55	451	80	1,751
2009	230	47	564	87	513	68	417	77	2,003
2010	153	42	422	79	305	85	321	67	1,474
2011	176	60	285	40	343	80	410	57	1,451
2012	131	37	389	48	317	58	349	91	1,420
2013	171	32	306	77	323	63	366	64	1,402
2014	251	32	308	31	267	44	221	63	1,217
2015	174	67	237	36	241	17	292	43	1,107
2016	183	26	262	42	218	49	244	34	1,058
2017	165	27	180	58	267	56	284	27	1,064
2018	184	69	228	47	207	145	181	45	1,106
2019	99	27	236	38	230	36	161	37	864
2020	111	33	28	13	98	21	140	18	462
2021	82	11	102	13	138	28	183	41	598
2022	72	14	193	35	149	25	209	38	735
2023	158	37	296	37	180	45	274	60	1,087
TOTALS	3,470	929	5,734	1,002	5,559	1,105	6,201	1,194	25,194

Southern California Conference

Asian Pacific Region Membership, Ten-Year Term

2014 to 2023



Average Membership

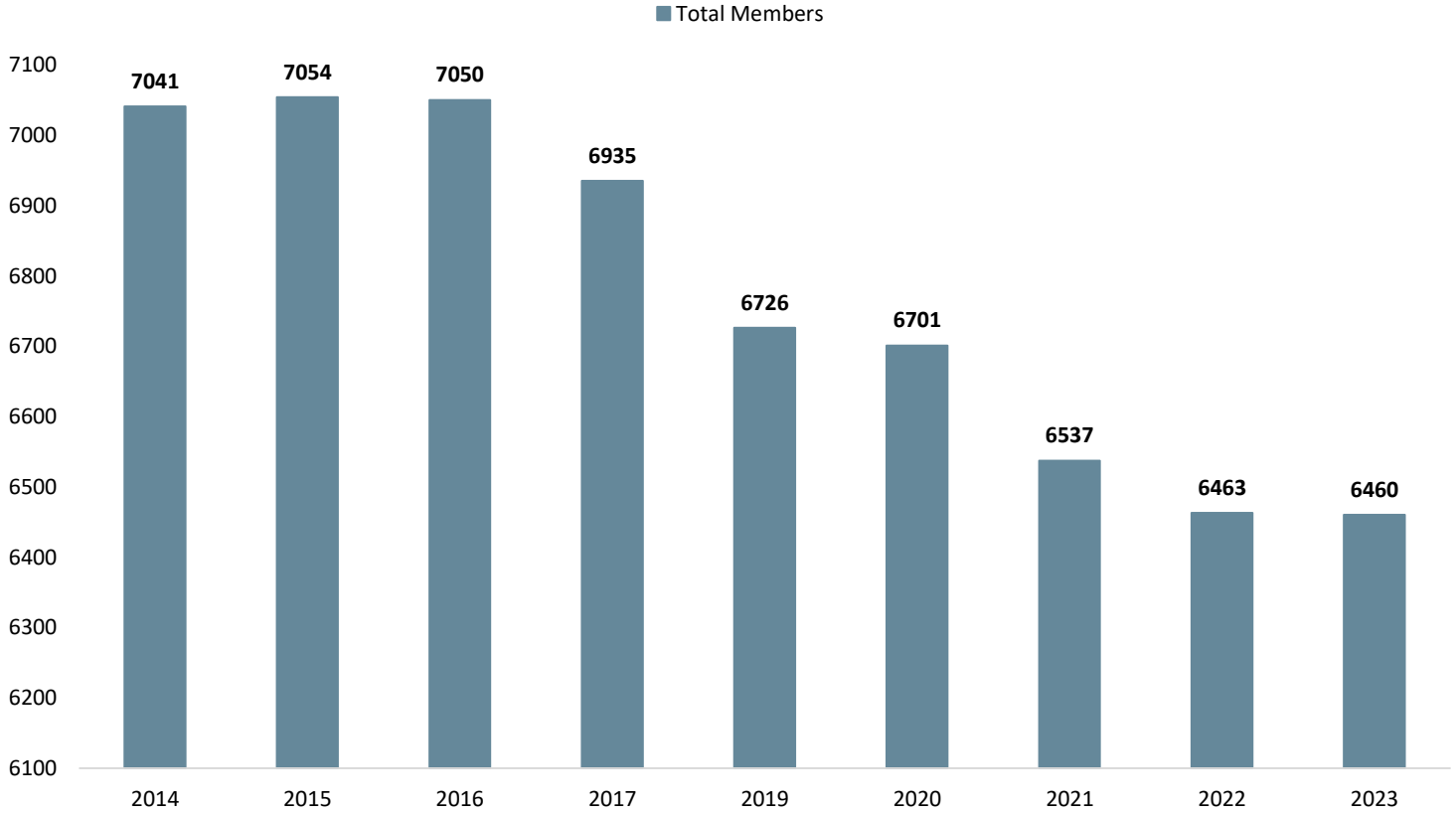
6,118

Year	2014	2015	2016	2017	2018	2019	2020	2021	2022	2023
Total Members	6399	6391	6152	6147	6137	6071	5919	5915	5922	6130

Southern California Conference

Greater Los Angeles Region Membership, Ten-Year Term

2014 to 2023



Average Membership

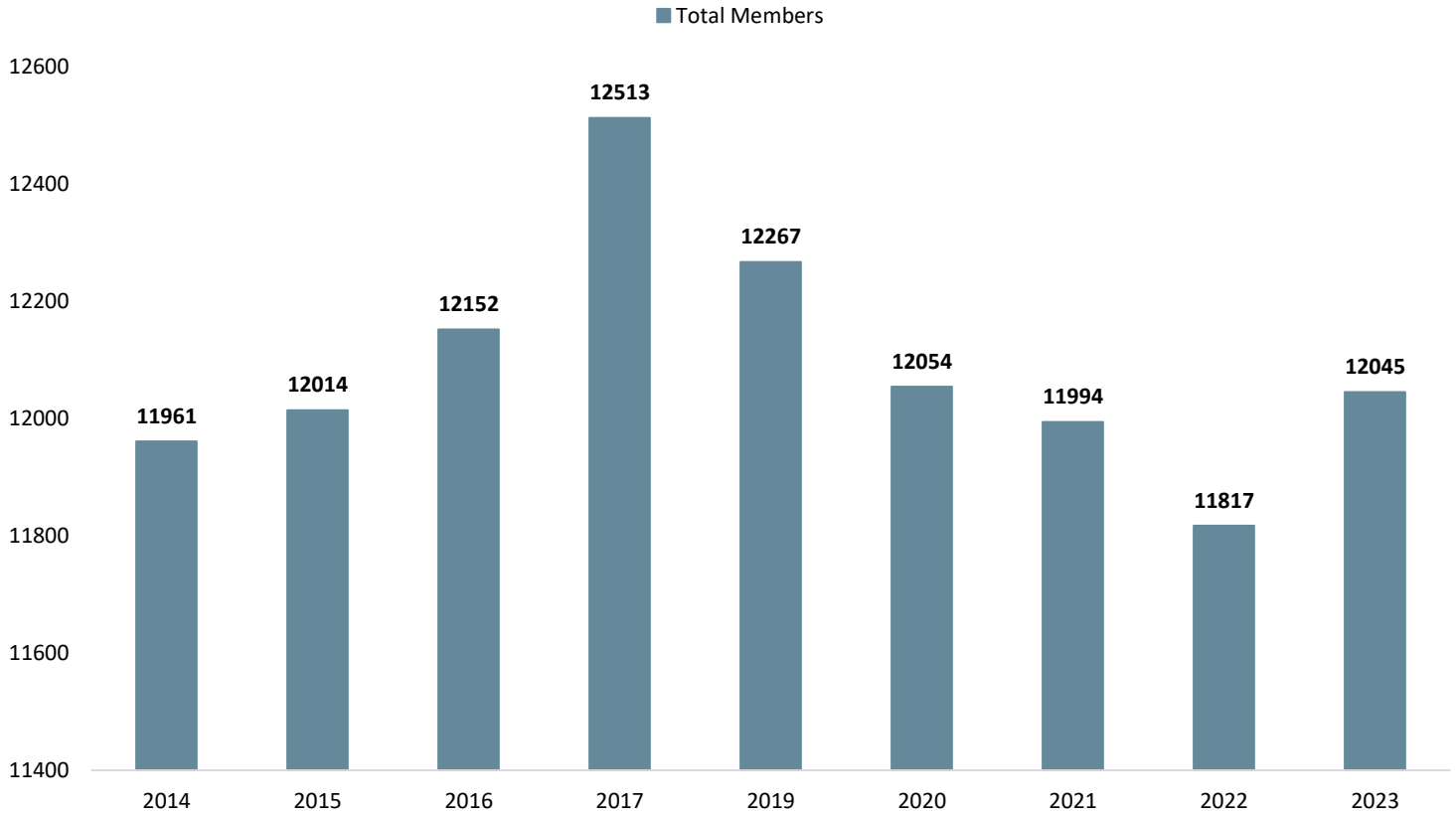
6,764

Year	2014	2015	2016	2017	2018	2019	2020	2021	2022	2023
Total Members	7041	7054	7050	6935	6670	6726	6701	6537	6463	6460

Southern California Conference

Hispanic Region Membership, Ten-Year Term

2014 to 2023



Average Membership

12,130

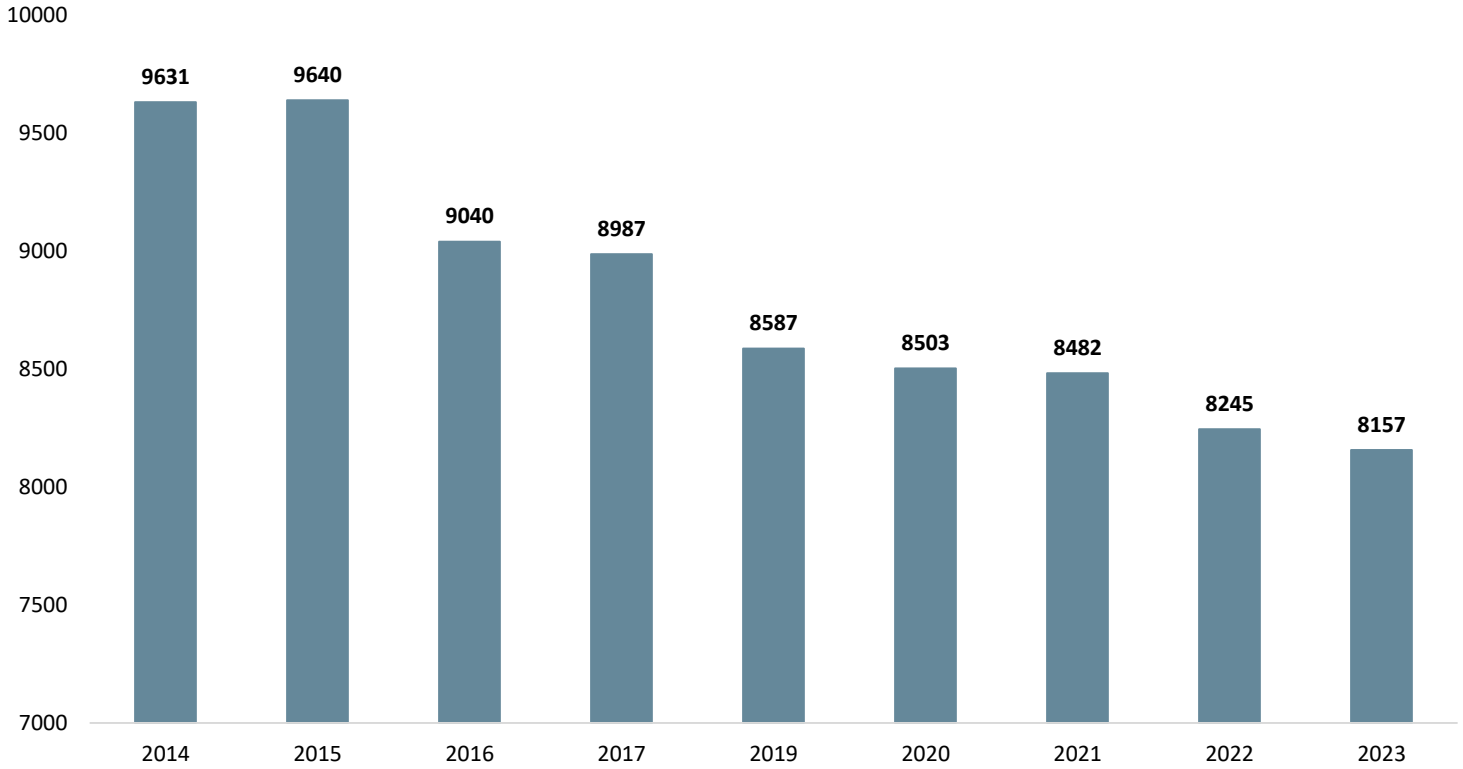
Year	2014	2015	2016	2017	2018	2019	2020	2021	2022	2023
Total Members	11961	12014	12152	12513	12483	12267	12054	11994	11817	12045

Southern California Conference

Los Angeles Metro Region Membership, Ten-Year Term

2014 to 2023

■ Total Members



Average Membership

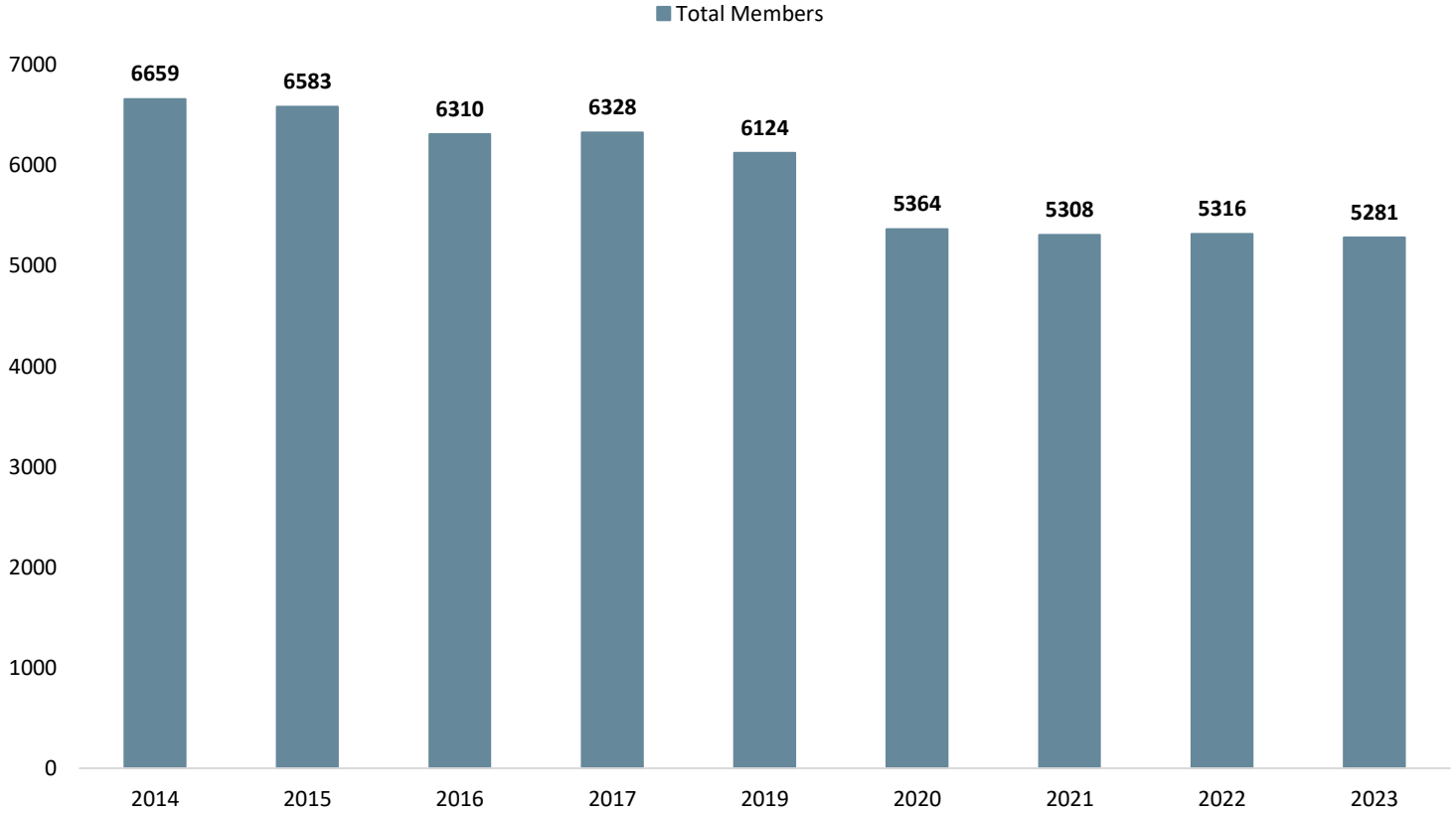
8,599

Year	2014	2015	2016	2017	2018	2019	2020	2021	2022	2023
Total Members	9631	9640	9040	8987	6713	8587	8503	8482	8245	8157

Southern California Conference

West Region Membership, Ten-Year Term

2014 to 2023



Average Membership

5,963

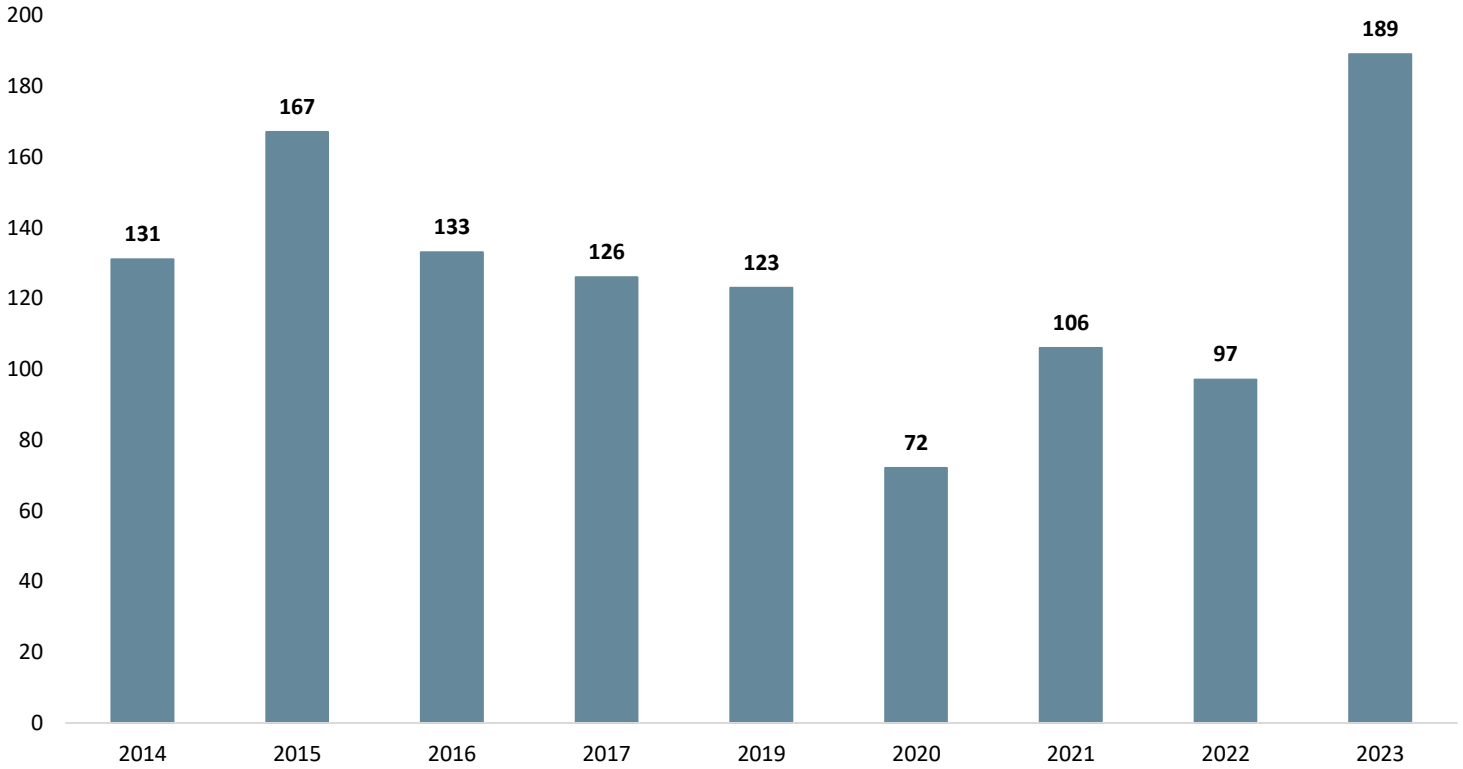
Year	2014	2015	2016	2017	2018	2019	2020	2021	2022	2023
Total Members	6659	6583	6310	6328	6358	6124	5364	5308	5316	5281

Southern California Conference

Asian Pacific Region Baptisms and Professions of Faith, Ten-Year Term

2014 to 2023

■ Total Members



Average Per Year

139

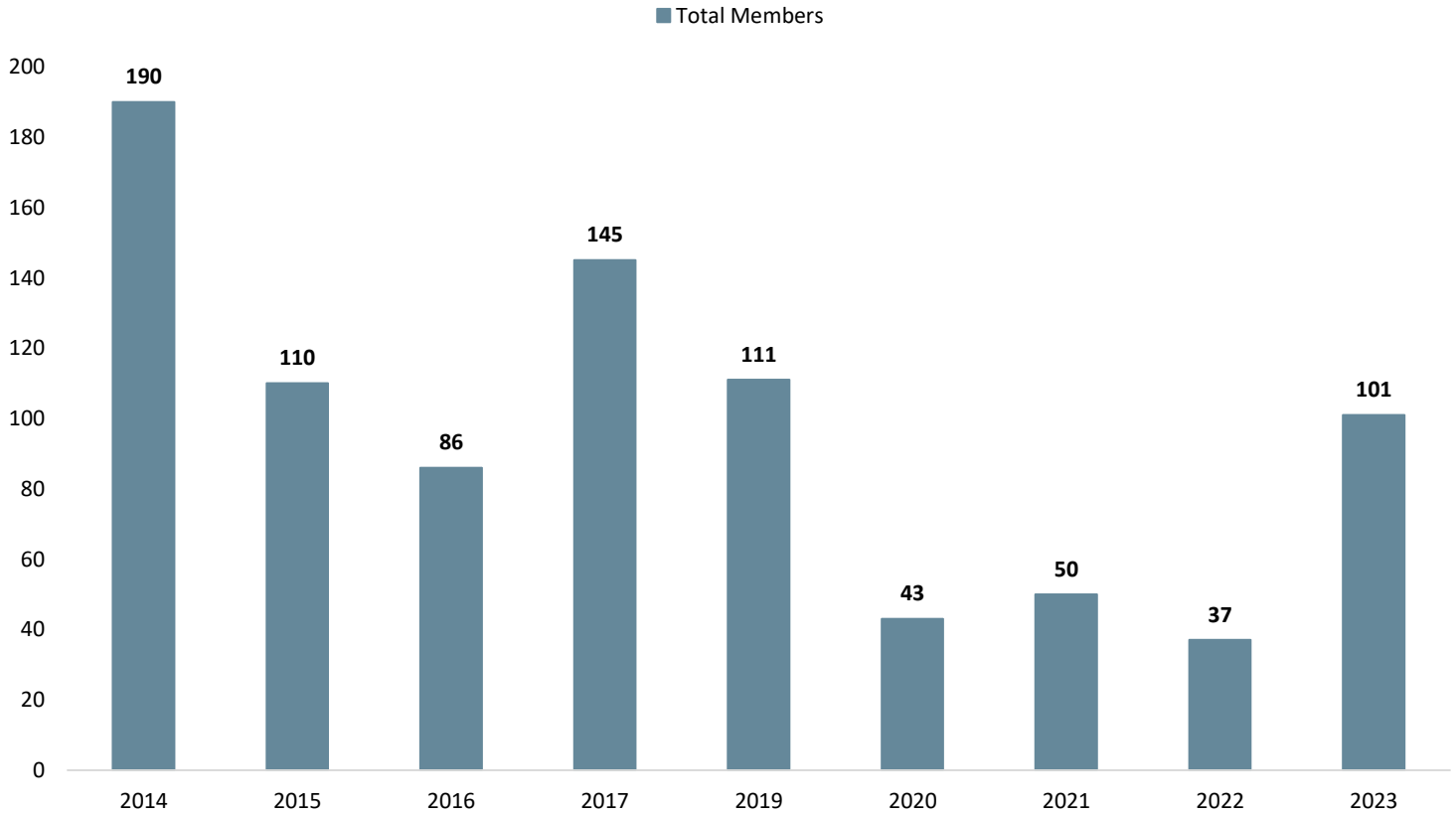
Year	2014	2015	2016	2017	2018	2019	2020	2021	2022	2023
Total Members	131	167	133	126	243	123	72	106	97	189

Southern California Conference

Greater Los Angeles Region

Baptisms and Professions of Faith, Ten-Year Term

2014 to 2023



Average Per Year

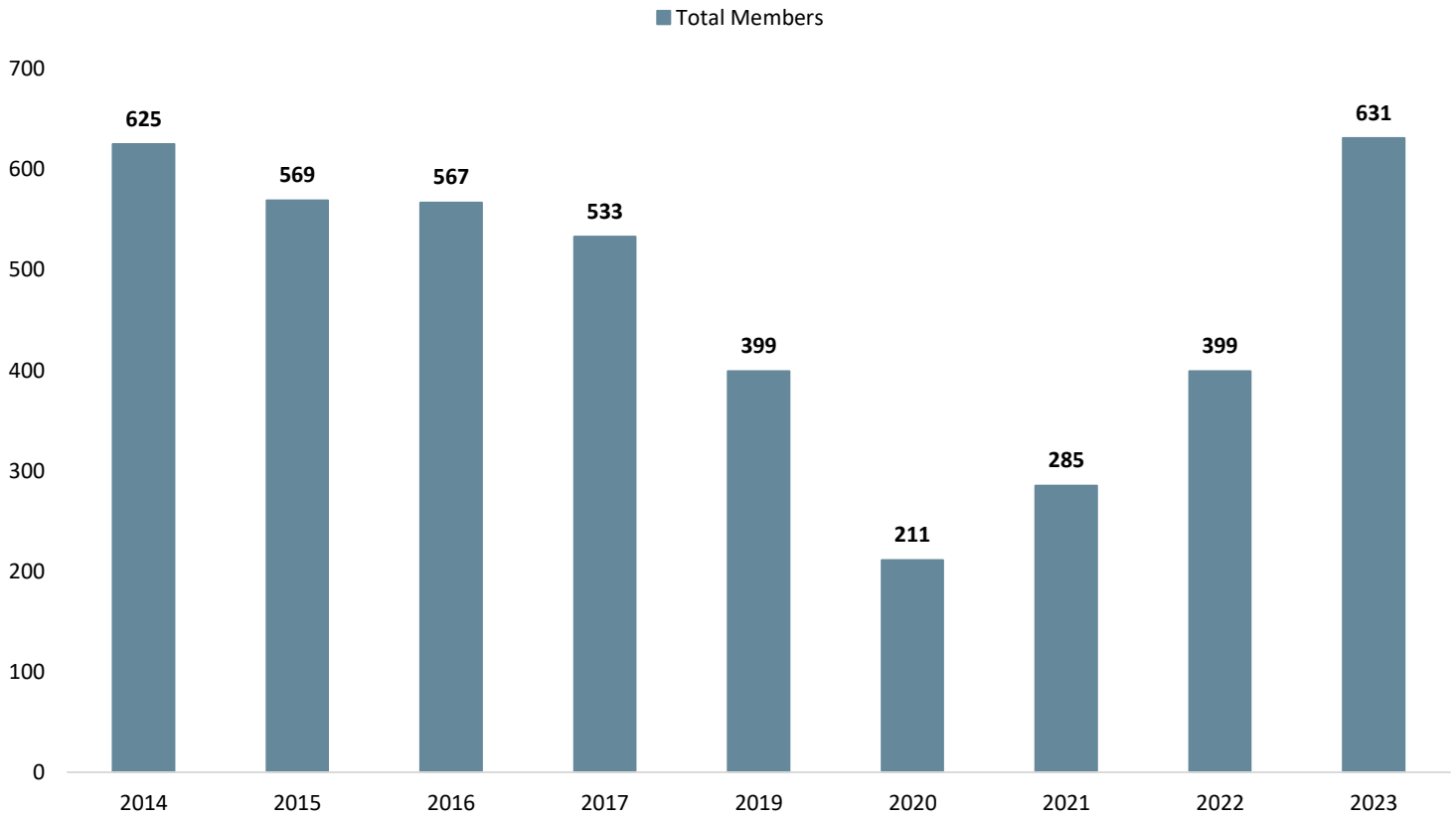
99

Year	2014	2015	2016	2017	2018	2019	2020	2021	2022	2023
Total Members	190	110	86	145	119	111	43	50	37	101

Southern California Conference

Hispanic Region Baptisms and Professions of Faith, Ten-Year Term

2014 to 2023



Average Per Year

473

Year	2014	2015	2016	2017	2018	2019	2020	2021	2022	2023
Total Members	625	569	567	533	513	399	211	285	399	631

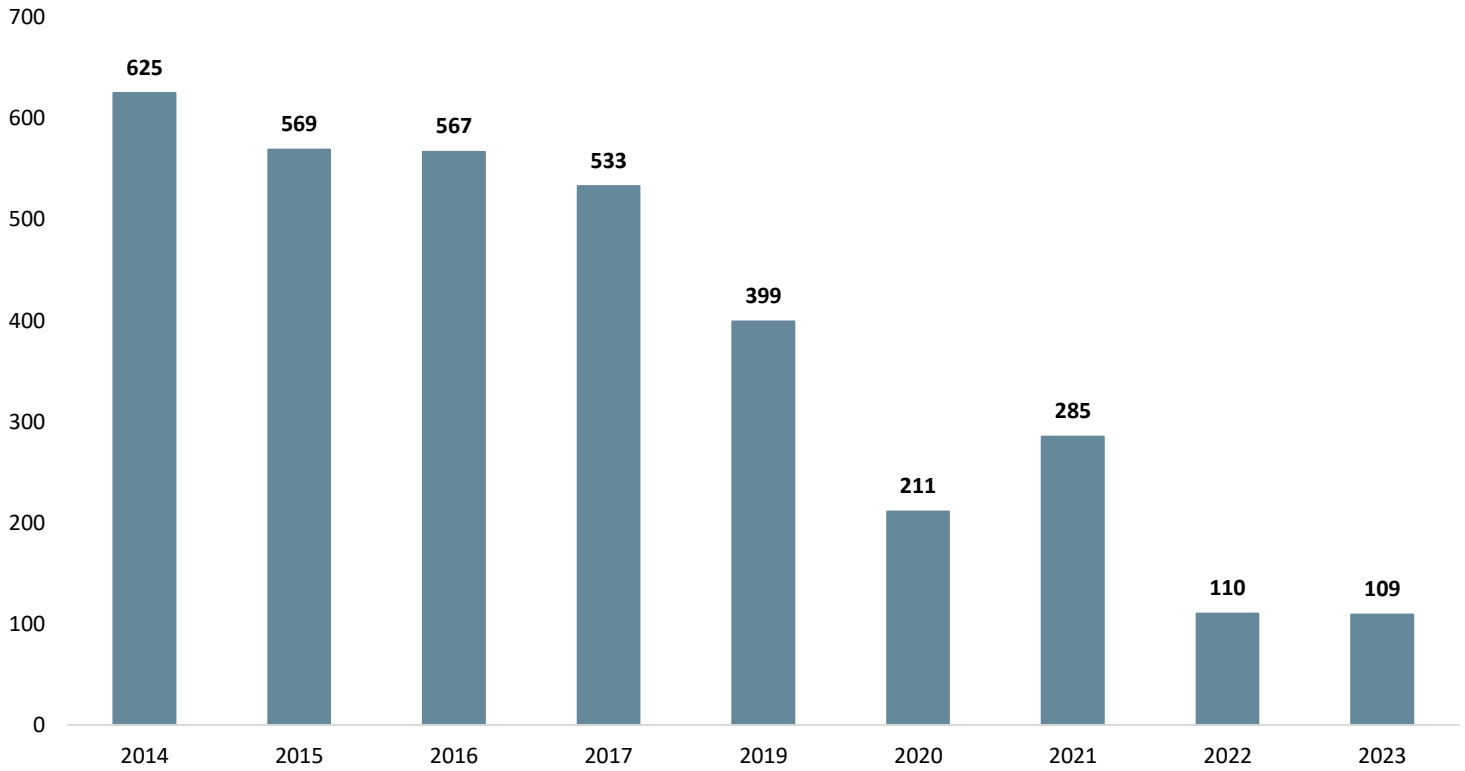
Southern California Conference

Los Angeles Metro Region

Baptisms and Professions of Faith, Ten-Year Term

2014 to 2023

■ Total Members



Average Per Year

392

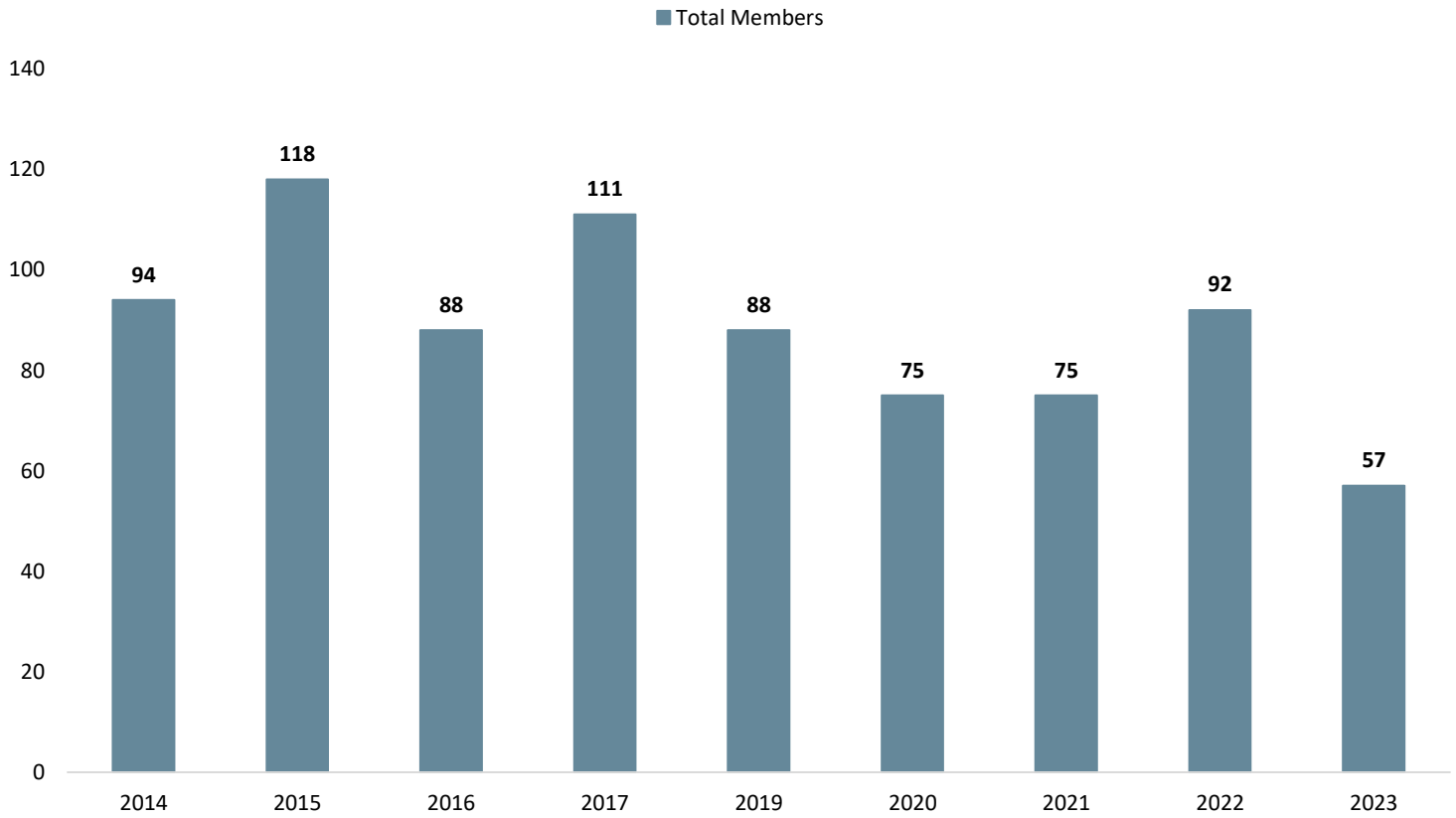
Year	2014	2015	2016	2017	2018	2019	2020	2021	2022	2023
Total Members	625	569	567	533	513	399	211	285	110	109

Southern California Conference

West Region

Baptisms and Professions of Faith, Ten-Year Term

2014 to 2023



Average Per Year

92

Year	2014	2015	2016	2017	2018	2019	2020	2021	2022	2023
Total Members	94	118	88	111	119	88	75	75	92	57

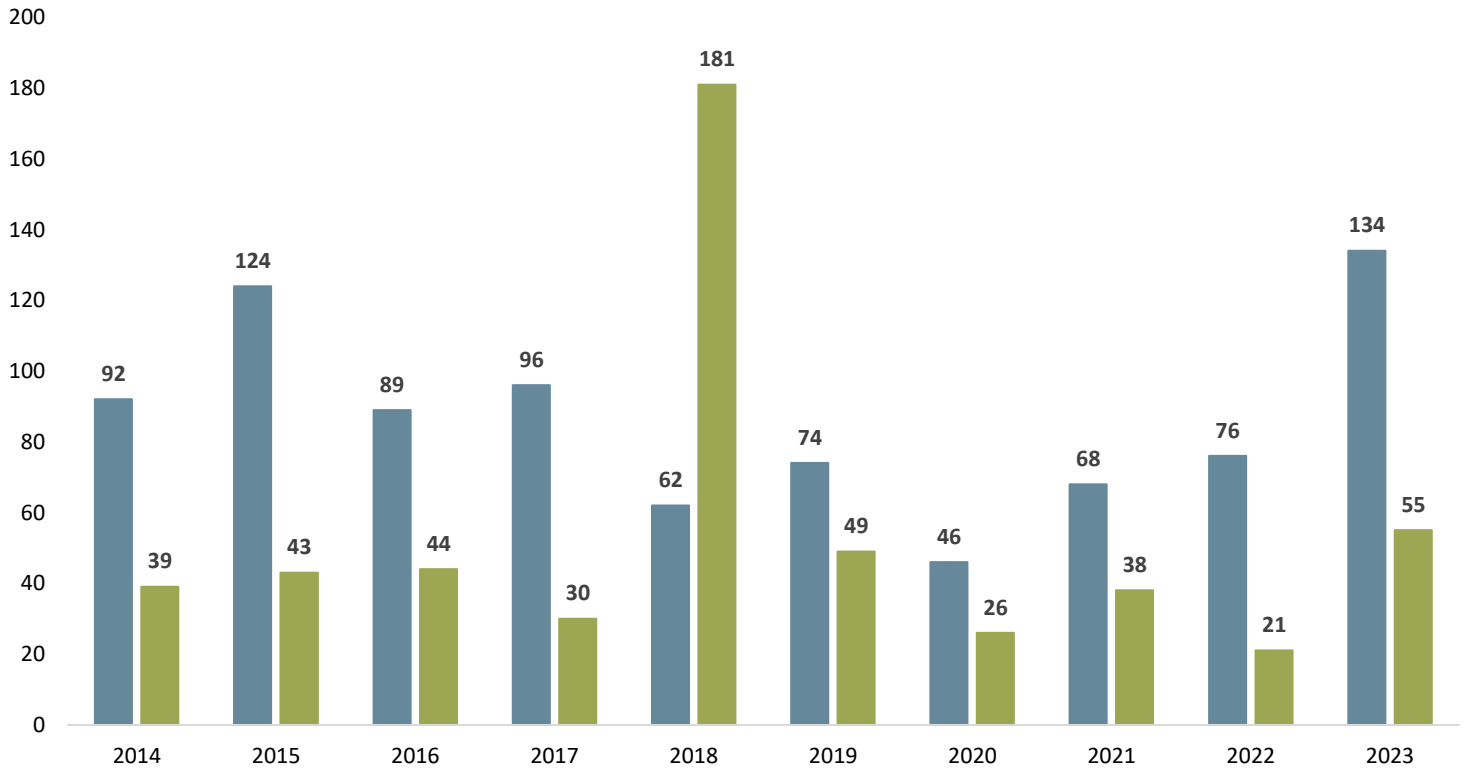
Southern California Conference

Asian Pacific Region

Comparison Between Baptisms and Professions of Faith, Ten-Year Term

2014 to 2023

■ Baptism ■ POF



Total Baptisms

861

Average Baptisms Per Year

86

Total Professions of Faith

526

Average Professions of Faith Per Year

53

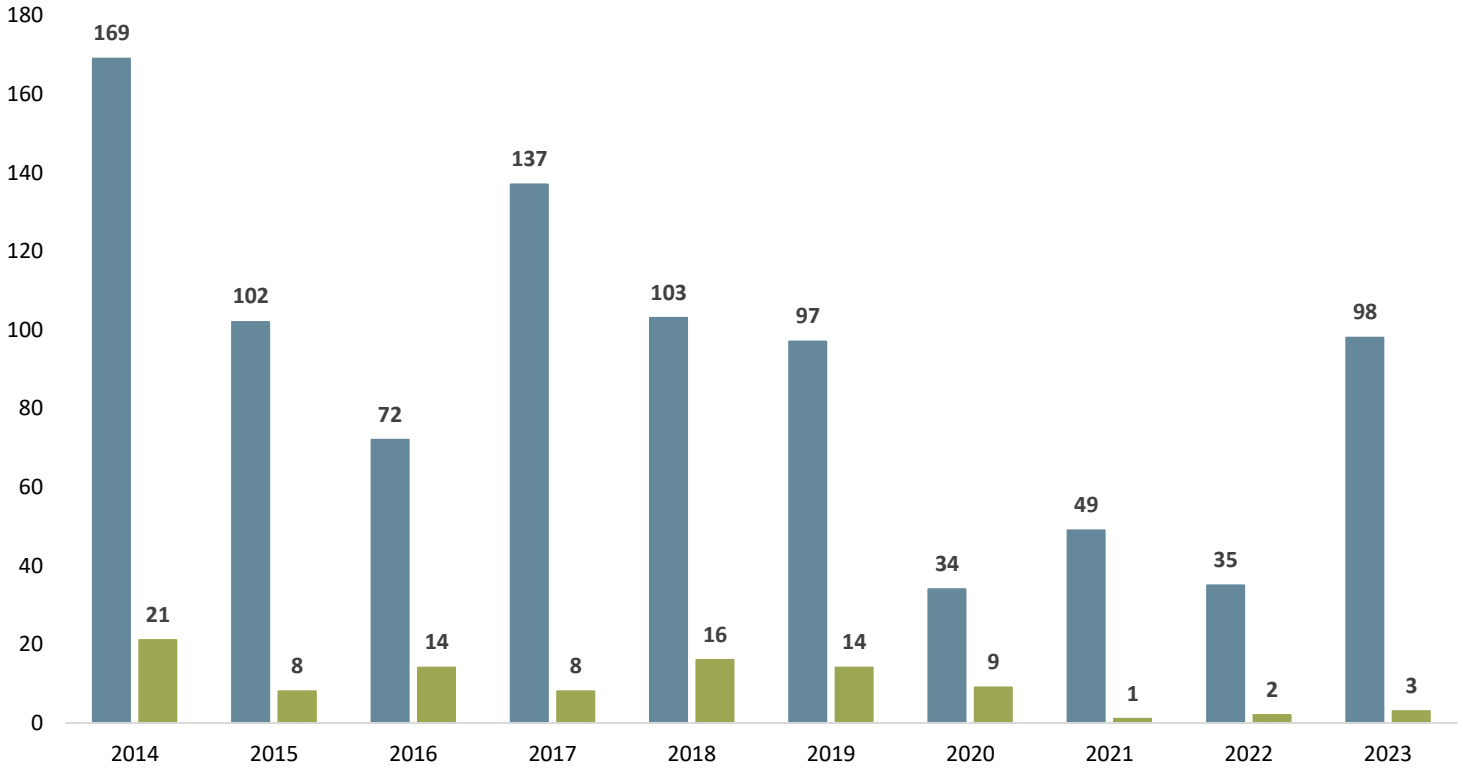
Southern California Conference

Greater Los Angeles Region

Comparison Between Baptisms and Professions of Faith, Ten-Year Term

2014 to 2023

■ Baptism ■ POF



Total Baptisms

896

Average Baptisms Per Year

90

Total Professions of Faith

96

Average Professions of Faith Per Year

10

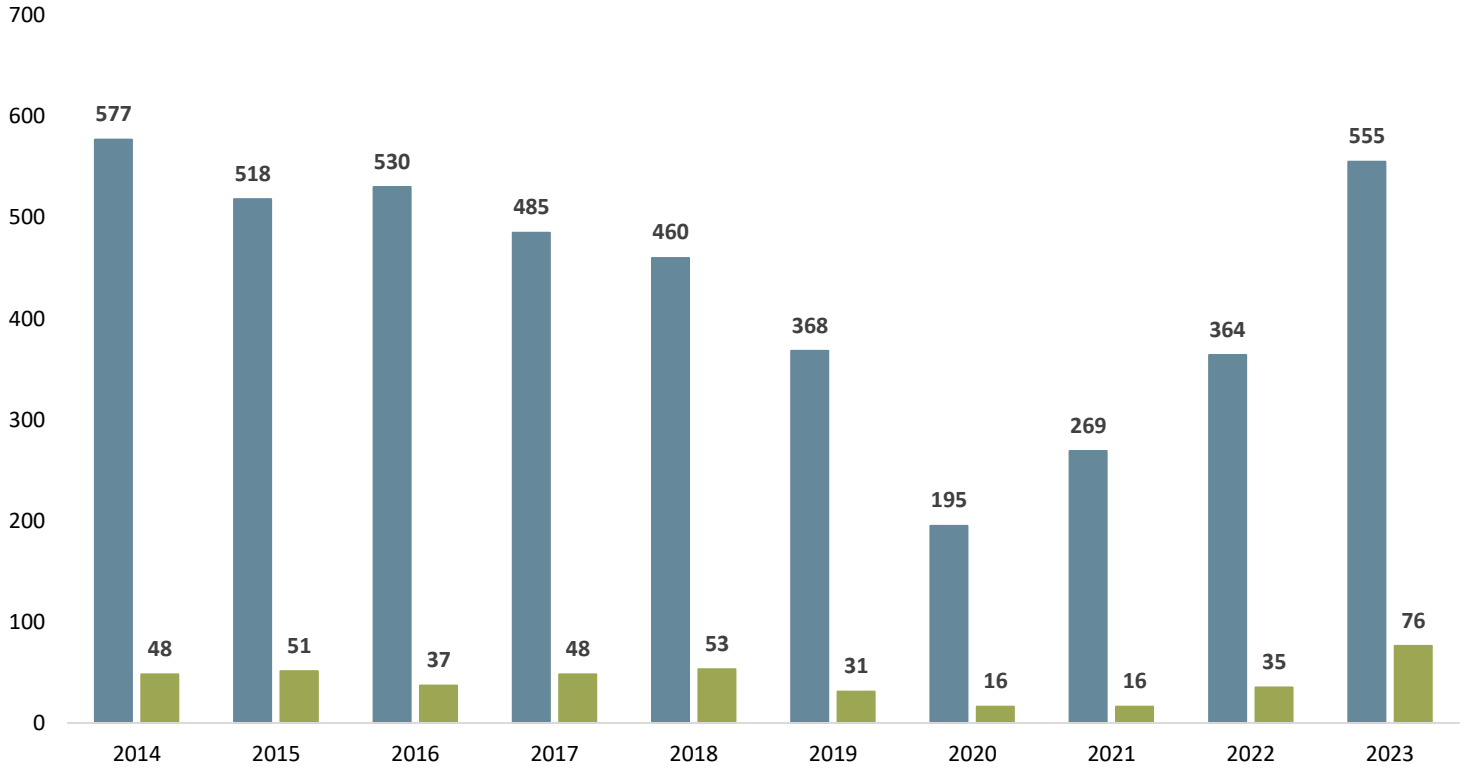
Southern California Conference

Hispanic Region

Comparison Between Baptisms and Professions of Faith, Ten-Year Term

2014 to 2023

■ Baptism ■ POF



Total Baptisms

4,321

Average Baptisms Per Year

432

Total Professions of Faith

411

Average Professions of Faith Per Year

41

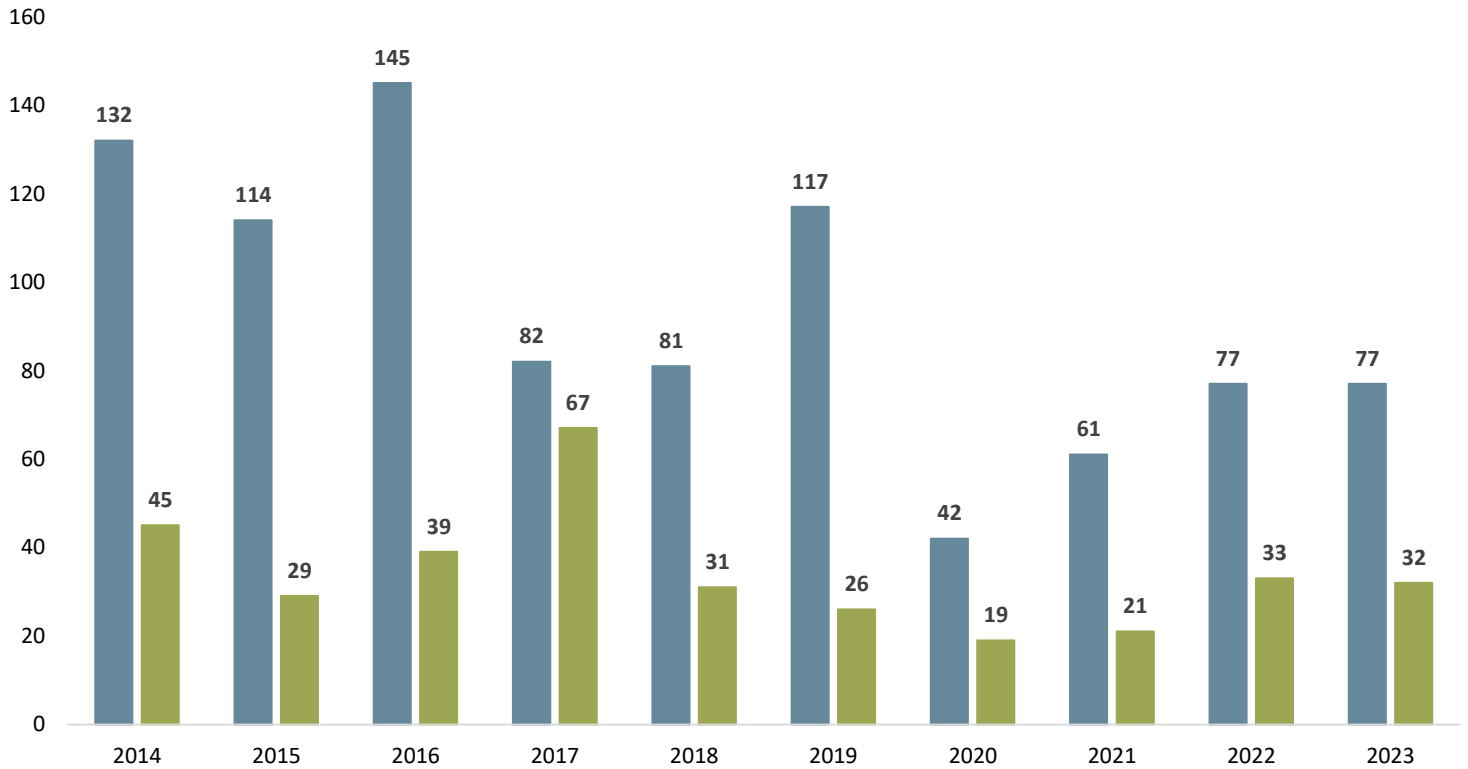
Southern California Conference

Los Angeles Metro Region

Comparison Between Baptisms and Professions of Faith, Ten-Year Term

2014 to 2023

■ Baptism ■ POF



Total Baptisms

928

Average Baptisms Per Year

93

Total Professions of Faith

342

Average Professions of Faith Per Year

34

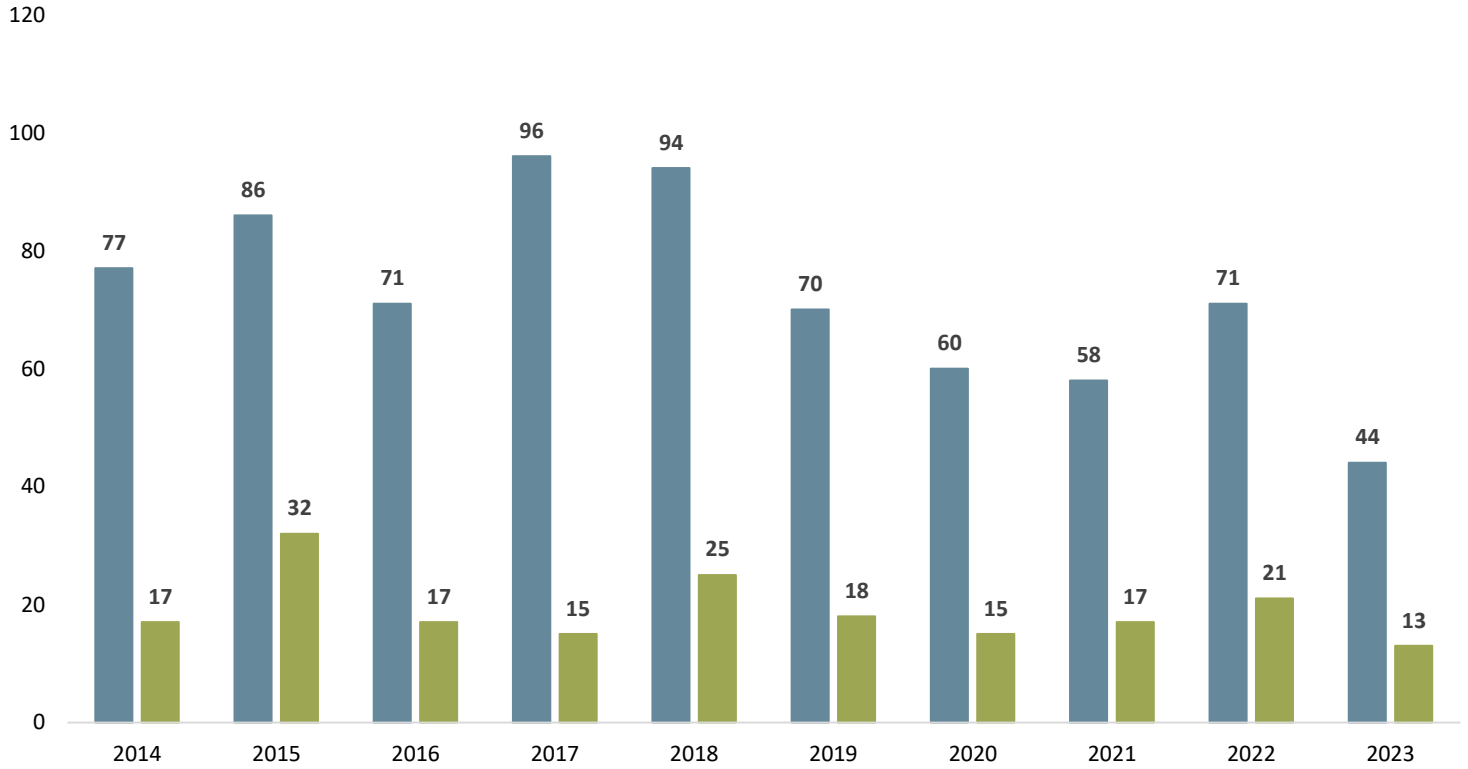
Southern California Conference

West Region

Comparison Between Baptisms and Professions of Faith, Ten-Year Term

2014 to 2023

■ Baptism ■ POF



Total Baptisms
727

Average Baptisms Per Year
73

Total Professions of Faith
190

Average Professions of Faith Per Year
19

Southern California Conference

Asian Pacific Region

Baptisms and Professions of Faith by Church, Ten-Year Term

2014 to 2023

CHURCH	2014 Bap	2014 POF	2015 Bap	2015 POF	2016 Bap	2016 POF	2017 Bap	2017 POF	2018 Bap	2018 POF	2019 Bap	2019 POF	2020 Bap	2020 POF	2020 Bap	2021 POF	2022 Bap	2022 POF	2023 Bap	2023 POF	Total Bap	Total POF
Central Filipino SDA Church	4	0	8	1	8	2	4	0	5	3	3	0	0	0	0	1	8	0	12	3	52	10
Central Japanese-American Comm. SDA Ch.	1	1	0	0	1	1	2	0	0	0	1	0	0	0	1	0	0	0	0	0	6	2
Cerritos Korean SDA Church	0	1	0	0	0	0	0	3	6	0	5	6	1	6	3	4	6	0	2	6	23	26
Chino Valley Chinese SDA Church	5	10	5	16	4	5	5	5	2	3	3	3	2	0	6	8	5	8	9	4	46	62
Compton-Samoan SDA Church	5	0	2	3	0	1	3	0	0	1	1	0	0	0	0	0	0	0	0	0	11	5
Crescenta Valley Filipino SDA Church	1	0	0	0	8	0	0	0	0	1	3	0	0	0	3	0	0	0	0	3	15	4
El Monte Vietnamese SDA Church	2	3	0	0	6	0	6	0	0	0	2	2	1	0	3	0	1	0	3	0	24	5
Gardena Japanese American SDA Church	3	0	1	0	2	0	0	0	6	0	0	1	0	2	2	0	0	0	3	0	17	3
Glendale Filipino SDA Church	6	1	6	0	0	2	2	0	0	10	6	0	0	0	1	2	2	0	0	0	23	15
Glendale Korean SDA Church	3	1	2	0	0	0	0	0	2	0	0	2	7	6	7	1	17	2	8	1	46	13
Haven SDA Company (org. 2023)	0	0	0	0	0	0	0	0	0	0	0	0	0	0	0	0	0	0	0	0	0	0
Hollydale Community SDA Church	6	1	6	11	6	14	2	8	4	20	3	0	0	0	1	0	3	0	3	0	34	54
Indonesian-American SDA Church	4	2	7	2	5	6	3	2	5	1	7	0	2	0	3	2	3	0	4	0	43	15
Inter Valley Filipino SDA Company	1	3	2	0	2	3	0	1	2	1	2	4	0	2	1	0	2	0	0	0	12	14
International SDA Church (org. 2018)	0	0	0	0	0	0	0	0	0	117	2	1	3	2		0	0	0	0	6	5	126
Light Above SDA Company	0	0	0	0	0	0	0	0	0	5	4	12	0	0	3	13	4	1	5	20	16	51
Los Angeles Cantonese SDA Company (org. 2017)	0	0	0	0	0	0	30	3	8	1	1	0	1	0	3	0	0	1	1	0	44	5
Los Angeles Central Korean SDA Church	0	0	21	0	0	0	1	0	6	1	7	2	2	0	8	0	1	0	0	0	46	3
Los Angeles Chinese SDA Church	23	1	2	0	1	0	0	0	5	1	1	7	0	0	6	0	6	3	4	1	48	13
Los Angeles Eastside Korean SDA Church	1	0	0	0	1	0	0	0	0	0	1	0	0	0	0	0	4	0	4	0	11	0
Los Angeles Thai SDA Company	0	0	0	0	2	2	1	0	0	0	1	0	0	0	0	0	0	0	6	0	10	2
Los Angeles Tongan SDA Church	4	0	4	0	3	0	11	0	0	0	1	0	5	1	0	0	0	0	10	0	38	1
Olympic Korean SDA Church	1	0	1	0	20	1	7	1	4	0	4	4	2	0	8	0	6	1	7	0	60	7
Pasadena SDA Church	1	5	9	3	10	-1	1	1	0	1	0	3	6	4	6	4	0	0	39	10	72	30
Rosemead Korean SDA Church	6	4	4	2	2	0	2	0	1	2	1	2	0	0	0	0	0	0	0	0	16	10
San Fernando Valley Filipino Company	1	5	21	0	4	2	12	2	1	7	4	0	0	0	2	1	0	2	9	0	54	19
San Gabriel Valley Chinese Company	10	1	6	2	3	3	0	3	2	2	0	0	0	0	0	1	8	1	0	0	29	13
Southern Cal Conf - Asian Pacific Region	0	0	0	0	0	0	0	0	0	0	1	0	0	0	0	0	0	0	0	0	1	0
Trinity SDA Company	0	0	17	3	1	3	1	1	2	0	6	0	4	2	0	0	0	1	0	1	31	11
Upper Room Adventist Fellowship Company	4	0	0	0	0	0	0	0	0	0	4	0	3	0	1	0	0	1	2	0	14	1
Valley United Korean SDA Church	0	0	0	0	0	0	3	0	1	4	0	0	4	0	0	1	0	0	0	0	8	5
West Los Angeles Japanese SDA Church	0	0	0	0	0	0	0	0	0	0	0	0	3	1	0	0	0	0	3	0	6	1
TOTAL	92	39	124	43	89	44	96	30	62	181	74	49	46	26	68	38	76	21	134	55	861	526

Southern California Conference

Greater Los Angeles Region

Baptisms and Professions of Faith by Church, Ten-Year Term

2014 to 2023

CHURCH	2014 Bap	2014 POF	2015 Bap	2015 POF	2016 Bap	2016 POF	2017 Bap	2017 POF	2018 Bap	2018 POF	2019 Bap	2019 POF	2020 Bap	2020 POF	2020 Bap	2021 POF	2022 Bap	2022 POF	2023 Bap	2023 POF	Total Bap	Total POF
Antelope Valley SDA Church	7	2	1	0	9	3	5	1	1	1	8	2	0	0	4	0	1	0	1	0	37	9
Altadena SDA Church	11	0	18	0	3	0	0	1	10	0	1	0	0	0	0	0	0	0	0	0	43	1
Berean SDA Church	5	0	3	2	2	0	12	0	5	0	7	0	0	0	1	0	1	0	3	0	39	2
Bethel SDA Church	3	0	1	0	3	0	1	0	0	0	1	0	0	1	1	0	0	0	10	0	20	1
Breath of Life SDA Church	11	2	6	0	4	0	28	0	11	8	18	1	0	1	1	0	0	0	5	0	84	12
Compton Community SDA Church	3	2	5	2	0	0	12	0	0	0	0	0	0	0	0	1	1	1	0	0	21	6
Delaware Avenue SDA Church	5	1	4	0	2	3	0	0	2	0	0	1	0	1	6	0	5	0	2	1	26	7
Ephesus SDA Church	1	0	3	1	2	2	2	1	0	0	0	0	1	0	0	0	0	1	2	0	11	5
Fifty-Fourth Street SDA Church	26	0	9	0	7	0	2	0	0	0	7	1	0	0	1	0	0	0	11	0	63	1
Hidden Treasures SDA Company	4	0	0	0	1	0	0	0	0	0	0	0	0	0	0	0	0	0	3	0	8	0
Maranatha SDA Church	3	0	3	0	0	0	2	0	2	0	6	1	1	0	0	0	3	0	0	0	20	1
Miramonte Boulevard SDA Church	5	0	0	0	0	0	15	1	4	3	2	1	0	3	0	0	6	0	5	0	37	8
Normandie Avenue SDA Church	4	0	0	1	4	2	0	0	0	0	0	0	0	0	10	0	0	0	16	1	34	4
Philadelphian SDA Church	7	0	12	1	7	0	9	0	38	3	3	1	0	3		0	0	0	13	0	89	8
Smyrna SDA Church	8	0	4	0	0	0	16	0	7	0	25	5	8	0	5	0	6	0	7	0	86	5
Southern Cal Conf - Greater L. A. Region	0	0	0	0	0	0	0	0	0	0	0	0	0	0	0	0	0	0	0	0	0	0
Tamarind Avenue SDA Church	9	0	20	0	4	0	8	0	0	0	1	0	17	0	0	0	0	0	0	0	59	0
University SDA Church	15	0	10	1	6	0	20	3	10	1	9	1	0	0	0	0	8	0	17	1	95	7
Valley Crossroads SDA Church	42	14	1	0	18	4	5	1	13	0	9	0	7	0	4	0	4	0	1	0	104	19
Watts New Hope SDA Church	0	0	2	0	0	0	0	0	0	0	0	0	0	0	0	0	0	0	0	0	2	0
TOTAL	169	21	102	8	72	14	137	8	103	16	97	14	34	9	33	1	35	2	96	3	878	96

Southern California Conference

Hispanic Region

Baptisms and Professions of Faith by Church, Ten-Year Term

2014 to 2023

CHURCH	2014 Bap	2014 POF	2015 Bap	2015 POF	2016 Bap	2016 POF	2017 Bap	2017 POF	2018 Bap	2018 POF	2019 Bap	2019 POF	2020 Bap	2020 POF	2020 Bap	2021 POF	2022 Bap	2022 POF	2023 Bap	2023 POF	Total Bap	Total POF
Adonai SDA Church	7	0	14	7	18	2	5	1	13	1	0	0	2	0	5	2	2	2	2	1	68	16
Baldwin Park Bilingual SDA Church	7	0	5	0	10	1	0	0	8	2	10	2	1	0	1	0	11	0	14	1	67	6
Bell Gardens Spanish SDA Company	8	0	3	0	7	1	5	4	0	0	3	0	0	0	2	0	2	0	10	0	40	5
Carson Spanish SDA Church	8	0	7	0	13	0	17	3	3	3	15	1	6	0	12	0	15	0	13	0	109	7
Central Spanish SDA Church	77	0	81	0	55	0	30	0	36	1	41	1	8	0	27	2	24	1	19	2	398	7
Culver City Spanish SDA Church	3	0	7	0	3	1	18	3	13	6	4	0	2	0	1	0	2	1	6	3	59	14
East Los Angeles Bilingual SDA Church	2	0	5	1	8	0	6	0	2	0	0	0	0	0	0	0	0	0	3	0	26	1
EastMont Spanish SDA Church	9	0	10	0	2	0	5	0	4	1	2	2	3	0	9	0	6	0	8	0	58	3
Ebenezer Spanish SDA Church	9	0	8	0	17	1	5	2	12	1	11	0	3	2	4	0	1	0	19	0	89	6
El Camino A Cristo Spanish SDA Company	3	1	6	0	18	1	9	0	9	2	2	0	0	0	7	0	27	3	33	5	114	12
El Monte Spanish SDA Church	3	1	10	1	5	0	12	1	4	0	0	0	0	0	0	0	4	0	9	5	47	8
El Rio Spanish SDA Church	18	3	8	2	14	0	7	0	4	1	3	1	17	1	5	1	5	0	25	7	106	16
El Sereno Spanish SDA Church	9	0	8	5	9	3	7	0	8	0	2	2	1	0	2	1	6	1	11	2	63	14
El-Shaddai Spanish SDA Church	15	0	12	0	7	0	13	3	10	0	6	1	16	0	0	2	0	0	0	0	81	4
Glassell Park Spanish SDA Church	4	0	5	0	0	1	4	0	0	0	4	1	0	0	0	0	4	0	0	0	21	2
Glendale Spanish SDA Church	3	0	8	0	3	0	10	2	10	0	7	0	3	0	2	0	4	0	8	1	58	3
Glendale West Spanish SDA Church	3	1	3	0	2	0	3	0	2	0	0	2	5	0	6	0	7	1	4	5	35	9
Glendora Spanish SDA Church	11	0	7	0	10	0	4	0	8	0	2	0	0	0	1	0	6	0	5	0	54	0
Hawthorne Spanish SDA Company	4	0	4	5	9	2	14	0	12	1	3	0	2	0	1	0	0	0	10	2	59	10
Highland Park Spanish SDA Company	2	0	7	0	1	0	12	0	2	0	3	0	3	1	3	0	0	1	5	1	38	3
Hollywood Spanish SDA Church	11	1	19	2	24	0	13	2	9	3	24	1	4	0	19	0	21	1	27	2	171	12
Huntington Park Spanish Church	31	1	19	1	19	0	16	0	30	1	0	0	11	0	13	0	22	1	14	2	175	6
Kaleo Seventh-day Adventist Church	4	1	14	0	6	1	5	0	8	0	5	1	10	0	5	0	4	0	7	0	68	3
La Amistad Spanish SDA Company	9	0	1	0	1	0	0	0	3	3	3	0	5	0	3	0	4	3	1	0	30	6
La Puente Spanish SDA Church	22	2	5	0	0	1	2	0	18	1	7	3	1	0	2	0	7	0	11	0	75	7
La Voz Sylmar Spanish SDA Church	19	4	8	0	18	0	29	0	27	5	15	1	5	2	3	1	8	2	31	5	163	20
Lancaster Spanish SDA Church	11	0	8	1	21	0	12	1	20	4	8	0	8	1	2	0	0	0	11	1	101	8
Lincoln Heights Spanish SDA Church	8	1	8	1	11	1	10	0	2	0	13	2	0	0	7	0	2	3	9	2	70	10
Long Beach Spanish SDA Church	15	0	5	0	13	1	13	1	8	0	13	0	3	0	7	0	8	0	9	0	94	2
Los Angeles Portuguese SDA Company	3	0	2	0	0	0	5	1	0	0	1	1	0	0	0	0	1	0	0	0	12	2
Los Olivos Spanish SDA Church	16	0	6	3	20	4	3	0	7	0	2	0	1	0	5	2	14	4	3	1	77	14
Lynwood Spanish SDA Church	8	1	6	1	9	2	16	1	3	3	5	0	1	0	0	0	4	0	1	0	53	8
Mid City Spanish SDA Church	8	3	9	3	11	1	6	0	15	0	9	2	4	2	2	0	18	0	16	3	98	14
Monrovia Spanish SDA Church	2	1	5	0	3	1	6	3	0	0	0	0	3	0	0	0	0	0	0	0	19	5
Newbury Park Spanish SDA Company	6	0	3	2	2	1	1	0	3	0	0	0	5	0	0	2	7	2	7	0	34	7

Southern California Conference

Hispanic Region

Baptisms and Professions of Faith by Church, Ten-Year Term

2014 to 2023

CHURCH	2014 Bap	2014 POF	2015 Bap	2015 POF	2016 Bap	2016 POF	2017 Bap	2017 POF	2018 Bap	2018 POF	2019 Bap	2019 POF	2020 Bap	2020 POF	2020 Bap	2021 POF	2022 Bap	2022 POF	2023 Bap	2023 POF	Total Bap	Total POF
Newhall Spanish SDA Company	16	0	16	2	14	1	12	0	10	0	12	0	6	0	3	0	2	3	11	0	102	6
Panamericana Spanish SDA Church	2	1	17	0	2	0	11	1	4	0	3	1	1	0	2	1	2	1	5	0	49	5
Panorama Spanish SDA Church	26	4	8	1	3	0	8	0	3	0	14	0	0	0	5	0	14	0	2	3	83	8
Paramount Spanish SDA Church	1	0	10	1	7	0	11	2	6	0	5	0	4	0	0	0	12	3	3	0	59	6
Pasadena Spanish SDA Church	3	3	0	0	5	2	6	0	0	0	5	1	5	1	0	0	2	0	10	0	36	7
Pico Rivera Bilingual SDA Church	1	1	4	3	8	1	0	2	6	0	8	0	2	0	0	0	7	0	2	5	38	12
Pomona Valley Spanish SDA Company	20	2	4	5	6	0	8	0	14	0	12	3	0	0	0	0	10	1	7	0	81	11
San Fernando Spanish SDA Church	20	2	18	0	19	0	23	0	11	0	11	0	4	1	3	0	7	0	35	0	151	3
San Gabriel Valley Spanish Church	0	0	7	0	3	0	10	1	2	0	4	0	2	0	19	0	5	0	13	0	65	1
Santa Barbara Spanish SDA Company	1	1	3	0	4	1	0	0	1	0	4	0	0	0	0	0	2	0	6	0	21	2
Santa Paula Spanish SDA Group	2	1	1	0	0	0	5	2	0	0	0	0	0	0	0	0	0	0	0	0	8	3
Shalom Spanish SDA Company	6	0	11	0	3	1	5	5	7	1	2	0	0	0	3	0	5	0	14	0	56	7
Silver Lake Spanish Company (closed 2018)	1	7	3	0	0	0	11	2	3	0	0	0	0	0	0	0	0	0	0	0	18	9
South Gate Spanish SDA Church	16	0	14	0	9	0	0	0	28	3	9	0	12	6	6	1	13	0	7	1	114	11
Southern Cal Conf - Hispanic Region	0	0	0	0	0	0	0	0	0	0	0	0	0	0	0	0	0	0	0	0	0	0
Spanish-American SDA Church	8	0	36	1	22	0	27	0	9	6	22	0	9	1	27	0	14	0	34	0	208	8
Temple City Spanish SDA Church	14	1	6	0	10	1	7	1	3	0	4	0	1	0	0	0	1	0	4	3	50	6
Van Nuys Spanish SDA Church	19	0	20	3	26	3	10	2	16	3	18	0	5	-2	15	1	15	1	23	4	167	15
West Hollywood Spanish SDA Church	43	4	4	0	20	1	8	2	24	1	12	2	11	0	25	2	5	0	28	9	180	21
TOTAL	577	48	518	51	530	37	485	48	460	53	368	31	195	16	264	16	364	35	555	76	4,316	411

Southern California Conference

Los Angeles Metro Region

Baptisms and Professions of Faith by Church, Ten-Year Term

2014 to 2023

CHURCH	2014 Bap	2014 POF	2015 Bap	2015 POF	2016 Bap	2016 POF	2017 Bap	2017 POF	2018 Bap	2018 POF	2019 Bap	2019 POF	2020 Bap	2020 POF	2021 Bap	2021 POF	2022 Bap	2022 POF	2023 Bap	2023 POF	Total Bap	Total POF
Alhambra SDA Church	3	6	7	0	0	0	2	1	3	0	4	0	0	0	1	0	1	0	2	0	23	7
All Nations SDA Church	0	1	10	0	2	1	4	4	3	0	3	0	0	1	1	0	0	0	1	0	24	7
Armenian SDA Company	0	0	0	0	0	0	0	0	0	0	0	0	0	0	4	0	5	0	8	0	17	0
Bellflower-Lakewood SDA Church	3	3	0	0	5	6	1	0	0	0	2	5	0	1	3	1	1	0	1	1	16	17
Community Adventist Fellowship	6	3	0	7	14	4	-1	-1	0	0	0	0	0	0	0	0	0	0	0	0	19	13
Downey-Florence SDA Church	3	0	3	1	3	1	2	4	2	0	6	0	2	0	1	0	0	1	3	0	25	7
Eagle Rock SDA Church	5	2	6	1	0	0	4	1	5	2	16	0	13	1	2	0	3	2	2	0	56	9
El Monte SDA Church	0	2	0	0	8	0	0	0	0	0	2	0	0	0	0	0	0	0	2	0	12	2
Gardena Genesis Community SDA Church	4	3	3	2	5	1	4	6	0	0	0	2	1	0	0	0	0	0	0	0	17	14
German-American SDA Church	0	0	0	0	4	0	0	0	0	1	0	0	0	0	0	0	0	0	0	0	4	1
Glendale City SDA Church	2	0	2	5	0	4	2	5	6	3	2	7	1	4	0	0	0	10	0	5	15	43
Hacienda Heights SDA Church	3	0	2	0	2	0	1	0	2	3	2	0	0	2	1	0	5	3	2	3	20	11
Hawthorne SDA Church	8	0	1	0	4	0	1	34	1	6	1	0	0	0	0	1	0	1	1	1	17	43
Journey SDA Church (closed 2022)	0	2	1	1	0	3	0	1	0	0	0	1	0	2	0	5	0	0	0	0	6	10
Living Hope SDA Church	0	0	3	1	1	1	0	0	0	0	0	0	0	0	4	1	0	0	0	6	8	9
Living Stones SDA Church	3	0	3	0	6	0	6	0	3	3	6	2	0	0	6	0	4	7	4	0	41	12
Long Beach SDA Church	5	0	2	0	7	0	2	0	3	1	4	1	0	0	0	0	11	2	3	1	37	5
North Hills SDA Church	3	1	5	-1	4	7	4	1	3	8	1	0	0	0	0	2	1	1	2	1	23	20
Norwalk SDA Church	6	10	9	1	2	2	12	0	5	0	7	0	1	0	6	1	17	2	5	0	70	16
Rolling Hills SDA Church	1	-1	2	0	0	0	4	1	0	0	6	0	2	0	0	0	0	0	4	0	19	0
Russian-American SDA Church	5	0	0	2	3	0	0	0	3	0	2	1	0	0	2	0	3	0	2	2	20	5
San Pedro Yugoslavian SDA Group	0	0	0	0	0	0	0	0	0	0	0	0	0	0	0	0	0	0	0	0	0	0
South Bay SDA Church	10	1	22	1	0	1	8	1	6	0	12	0	0	0	0	0	1	0	0	0	59	4
Southern Cal Conf - L. A. Metro Region	0	0	0	0	0	0	0	0	0	0	0	0	0	0	0	0	0	0	0	0	0	0
Sunland-Tujunga SDA Church	0	0	1	1	0	0	0	0	0	1	7	0	0	0	0	0	0	0	0	0	8	2
Temple City SDA Church	18	6	0	0	6	2	2	1	6	0	7	1	-1	1	4	0	1	0	9	3	52	14
Vallejo Drive SDA Church	10	0	8	2	2	2	2	0	1	2	0	0	7	2	8	9	4	1	5	0	47	18
West Covina Hills SDA Church	2	1	2	0	25	2	6	2	10	1	8	1	5	1	6	4	9	2	17	3	90	17
White Memorial SDA Church	28	5	8	4	33	1	11	1	14	0	15	5	11	1	9	0	6	1	1	6	136	24
Whittier SDA Church	3	0	14	1	9	1	5	5	5	0	4	0	0	3	3	2	0	0	3	0	46	12
TOTAL	131	45	114	29	145	39	82	67	81	31	117	26	42	19	61	21	77	33	77	32	927	342

Southern California Conference

West Region

Baptisms and Professions of Faith by Church, Ten-Year Term

2014 to 2023

CHURCH	2014 Bap	2014 POF	2015 Bap	2015 POF	2016 Bap	2016 POF	2017 Bap	2017 POF	2018 Bap	2018 POF	2019 Bap	2019 POF	2020 Bap	2020 POF	2020 Bap	2021 POF	2022 Bap	2022 POF	2023 Bap	2023 POF	Total Bap	Total POF
Burbank SDA Church	2	1	2	4	0	0	3	0	2	2	0	0	0	0	0	0	0	0	0	0	9	7
Camarillo SDA Church	2	2	3	0	2	1	3	1	2	2	4	0	16	0	1	0	4	0	5	1	42	7
Canoga Park Community SDA Church	8	4	11	2	9	1	3	1	2	3	-3	1	0	3	1	2	0	0	2	3	33	20
Culver City SDA Church	0	0	1	0	10	8	4	0	3	3	5	0	0	0	0	0	0	0	1	1	24	12
High Desert SDA Church	0	2	0	3	0	0	2	1	6	1	3	0	0	0	0	0	2	3	1	1	14	11
Hollywood SDA Church	0	0	1	1	3	2	0	1	1	0	0	5	0	2	0	0	4	1	1	0	10	12
Lake of the Woods SDA Church	2	0	1	0	2	0	4	0	0	0	0	2	0	0	0	0	0	0	0	0	9	2
Lancaster SDA Church	5	0	9	2	8	0	8	1	6	7	0	3	11	0	1	0	1	1	2	0	51	14
Moorpark Community SDA Company (closed 2017)	0	0	0	0	0	0	0	0	0	0	0	0	0	0	0	0	0	0	0	0	0	0
Northridge SDA Church	0	2	1	0	0	0	2	0	6	0	7	1	2	1	4	2	1	0	0	3	23	9
Ojai Valley SDA Church	0	0	2	0	3	1	2	0	0	0	2	0	0	0	0	0	4	2	0	0	13	3
Oxnard All Nations SDA Church	0	0	12	0	0	0	15	0	12	0	2	0	0	0	1	0	6	0	0	0	48	0
Palmdale SDA Church	5	2	3	5	14	1	5	1	13	0	14	0	2	0	9	0	12	1	4	2	81	12
Ridgecrest SDA Church	0	0	0	1	2	0	1	0	0	0	1	0	2	1		0	2	4	7	1	15	7
Santa Barbara SDA Church	2	0	2	0	2	0	0	-1	1	0	0	0	1	0	3	1	0	0	5	0	16	0
Santa Clarita SDA Church	10	0	1	1	0	0	0	1	3	0	5	1	0	4	9	5	8	1	1	1	37	14
Santa Monica SDA Church	5	1	9	6	3	0	2	0	0	0	1	0	0	0	0	0	0	0	3	0	23	7
Simi Valley SDA Church	6	2	3	0	5	0	6	0	11	1	3	1	9	2	6	2	2	2	0	0	51	10
Southern Cal Conf - West Region	0	0	0	0	0	0	0	0	0	0	0	0	0	0	0	0	0	0	0	0	0	0
Sylmar SDA Church	0	0	0	1	1	0	0	2	5	0	1	0	2	0	3	1	11	0	0	0	23	4
Tehachapi SDA Church	6	0	3	0	0	0	0	0	7	3	2	0	0	0	5	0	0	0	0	0	23	3
The Place Adventist Fellowship Church	6	0	11	1	7	1	20	1	7	0	12	2	12	0	14	0	4	1	0	0	93	6
Thousand Oaks SDA Church	1	0	3	0	0	1	6	2	5	2	2	0	1	2	0	0	0	0	3	0	21	7
Van Nuys SDA Church	0	1	4	3	0	0	6	2	1	1	3	0	1	0	0	3	5	0	7	0	27	10
Ventura SDA Church	17	0	4	2	0	1	4	2	1	0	6	2	1	0	0	1	5	5	2	0	40	13
TOTAL	77	17	86	32	71	17	96	15	94	25	70	18	60	15	57	17	71	21	44	13	726	190